

ADVANCING IMMUNO-GENE THERAPY
ACROSS DISEASES

INTERNATIONAL CONFERENCE ON LYMPHOCYTE ENGINEERING

31 MARCH - 2 APRIL 2022
MUNICH, GERMANY

PROGRAM

#ICLE22

PROGRAM TIMETABLE

Thursday, 31 March 2022

15:00 – 15:10	Welcome Address
15:10 – 17:00	Session 1: Engineered T Cell Therapies in Hematological Malignancies
17:00 – 17:30	Coffee Break, Exhibition, Poster & E-Poster Presentations, 1:1 Meetings
17:30 – 19:30	Session 2: Engineered T Cell Therapy for Solid Tumors
19:30 – 21:00	Welcome Cocktail & Poster Viewing

Friday, 1 April 2022

08:00 – 09:20	Session 3: CAR/TCR Targets and Design
09:20 – 10:20	Session 4: CAR/TCR Design from Industry Perspective
10:20 – 11:00	Coffee Break, Exhibition, Industry & Poster Presentations, 1:1 Meetings
11:00 – 12:20	Session 5: Different Lymphocyte Lineages as a Source for Engineering
12:20 – 13:20	Industry Symposium: Current Status of CAR T Cell Therapy
13:20 – 14:30	Lunch Break, Exhibition, Industry & Poster Presentations, 1:1 Meetings
14:30 – 16:10	Session 6: New Approaches in Lymphocyte Engineering I
16:10 – 16:50	Coffee Break, Exhibition, Poster & E-Poster Presentations, 1:1 Meetings
16:50 – 18:05	Session 7: Universal Donor Cells
18:05 – 19:30	Session 8: Rare, Autoimmune and Infectious Diseases as Cell Therapy Targets

Saturday, 2 April 2022

08:00 – 09:25	Session 9: Non-Viral Vectors and Transposons
09:25 – 10:25	Session 10: Selected Abstracts for Oral Presentation
10:25 – 11:00	Coffee Break, Exhibition, Poster & E-Poster Presentations, 1:1 Meetings
11:00 – 12:50	Session 11: New Approaches in Lymphocyte Engineering II
12:50 – 13:20	Session 12 & Closure: Panel Discussion: What's Next In Lymphocyte Engineering?

TABLE OF CONTENTS

PROGRAM TIMETABLE	2
TABLE OF CONTENTS.....	3
VENUE MAP.....	4
WELCOME.....	5
GENERAL INFORMATION.....	6
ICLE MOBILE APP	8

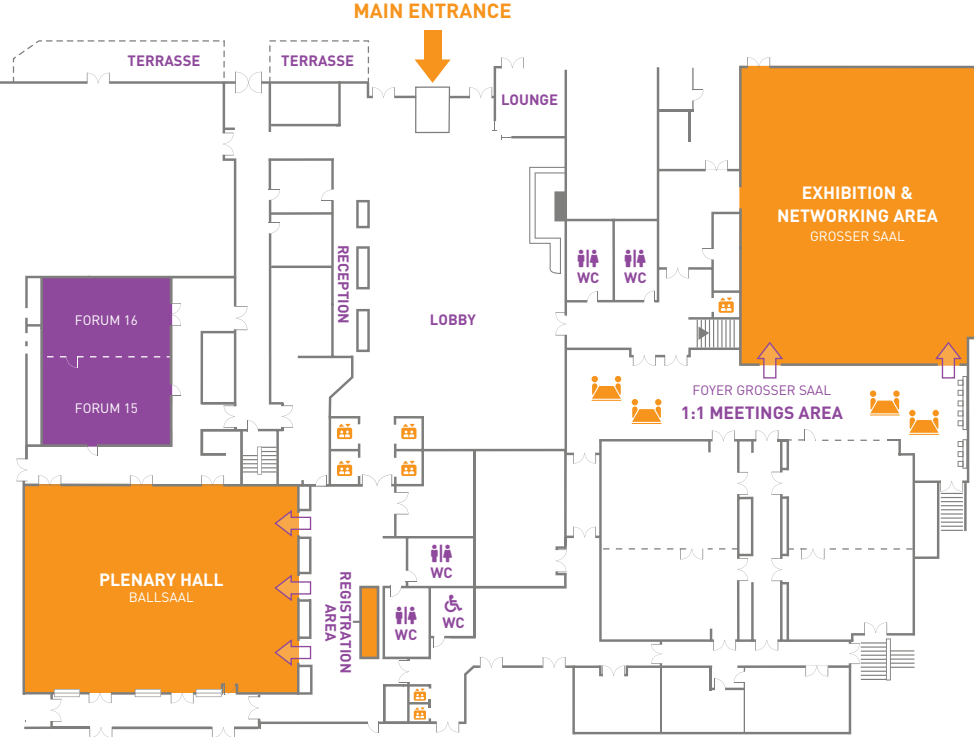
SCIENTIFIC PROGRAM

THURSDAY, 31 MARCH 2022	12
FRIDAY, 1 APRIL 2022.....	14
SATURDAY, 2 APRIL 2022.....	18
INFORMATION FOR SPEAKERS & ORAL PRESENTERS.....	21
INFORMATION FOR E-POSTER PRESENTERS AND CHAIRPERSONS.....	22
INFORMATION FOR STANDARD POSTER PRESENTERS	23
POSTERS	24
INDEX OF POSTER AUTHORS.....	34

RECOGNITION, ACKNOWLEDGEMENTS & INDUSTRY SUPPORT

RECOGNITION, ACKNOWLEDGEMENTS & INDUSTRY SUPPORT	40
EXHIBITION MAP	42
EXHIBITOR LIST	43
SPONSOR AND EXHIBITOR PROFILES	45
GETTING AROUND IN MUNICH.....	51
ICLE 2022 BY GEMS	53

VENUE MAP



WELCOME

Dear Colleagues and Friends,

It is with great pleasure to welcome you to the **3rd International Conference on Lymphocyte Engineering, 31 March – 2 April 2022, in Munich!**

After two very challenging years due to the still ongoing SARS-CoV-2 pandemic, we are excited to gather once again as a community and to meet each other in-person. We appreciate your physical presence here today, and we do not take it for granted. We are still learning to live in a world full of insecurity and uncertainty. The recently begun war in Ukraine is another event that has shaken our souls and deeply saddened our hearts. As people devoted to science and medicine our mission is to save and contribute to the improvement of human health and quality of life. And that is the main reason we are gathering once again, despite all the challenges surrounding us.

Today, we stand stronger, braver, and more determined to get the maximum benefits from the opportunity to network, socialize, and share knowledge and expertise with one another in a physical event with face-to-face interaction.

We have prepared outstanding scientific content thanks to our top-notch experts and scientific pioneers who are eager to share their latest findings and breakthroughs in Lymphocyte Engineering, a field that fascinates by its potential to provide novel treatment options for many of today's incurable diseases and that is already changing the face of modern medicine. Let's dive into the world of lymphocyte engineering and advance the science together!

We encourage you to seize the opportunity to explore, be active and get involved with everything the conference has to offer. Welcome to our community and make the most of the ICLE experience!

Sincerely,

ICLE Conference Co-Chairs



Adi Barzel, PhD

President, the Israeli Society for Gene and Cell Therapy (ISGCT); Senior Lecturer, Tel-Aviv University



Dirk Busch, MD

Director at the Institute for Med. Microbiology, Immunology and Hygiene; Technical University of Munich, Germany

GENERAL INFORMATION

HOTEL VENUE

HOLIDAY INN MUNICH – CITY CENTRE

Hochstrasse 3, Munich, 81669, Germany

T: 0049-89-48030

REGISTRATION DESK HOURS

Thursday, 31 March 13:00 – 21:00

Friday, 1 April 07:30 – 20:00

Saturday, 2 April 07:30 – 14:00

EXHIBITION OPENING TIMES

Thursday, 31 March 16:45 – 21:00

Friday, 1 April 10:00 – 17:00

Saturday, 2 April 10:00 – 11:15

PARTICIPANTS BADGE

Upon registration, you will receive your name badge. You are kindly requested to wear your badge during all sessions and events.

WI FI

Free WIFI will be available at the Conference. Please be aware that public WIFI capacity is always limited and therefore limited to email and web browsing activity.

Network: ICLE2022 / Password: icle2022

REFRESHMENTS AND LUNCH

Refreshments and lunch will be served in the Exhibition & Networking Area (Grosser Ballsaal) at the times indicated on the timetable.

CERTIFICATE OF ATTENDANCE

All conference delegates will receive certificate of attendance via email right after the event. The conference is not CME/CPD accredited.

ACCEPTED ABSTRACTS

All accepted abstracts are published in the **Human Gene Therapy** online journal. A link to the journal is also published on the conference website (www.lymphocyte.kenes.com).

GUEST ATTENDANCE POLICY

All event activities (including meal functions, exhibition, etc.) are exclusively reserved for registered attendees. Non-registered guests (including children, family members, colleagues, etc.) are not allowed in any of the event areas. Badges provided at registration are required for entrance into all functions and will be strictly enforced.

PHOTOGRAPHY AND RECORDING PRIVILEGES

No photographs, video recording or audio recording is permitted in the scientific sessions.

MOBILE PHONES

Mobile phones must be muted during all sessions.

LIABILITY AND INSURANCE

The Conference Secretariat and Organizers cannot accept liability for personal accidents or loss of or damage to private property of participants. Participants are advised not to leave their personal belongings unattended in session halls and throughout the Venue hotel.

HEALTH AND SAFETY

All necessary safety measures are taken during the Conference. Participants are advised to maintain proper social distancing and disinfect regularly. Wearing masks is required in all conference areas.

CONFERENCE SECRETARIAT



**KENES
GROUP**

www.lymphocyte.kenes.com

Rue François- Versonnex 7
1207 Geneva, Switzerland.

www.kenes.com

ICLE MOBILE APP

Get the most of ICLE 2022 and install the Conference Mobile App on your smartphone and portable devices.



DOWNLOAD THE APP TO

- See full conference program
- Submit questions to the speakers in real time during the session discussions
- Find attendees, faculty members and exhibitors and set 1:1 meetings
- Get social with the ICLE private social network and share your ideas with the other conference participants

Download **The Event App by Events Air**.

- **Scan** the QR code or **Tap** the icons to download the app on your device.
- Enter the event code "**icle2022**".
- To log in **type the email you used to register for the event** and use the password: **icle2022**



EXPLORE THE FEATURES

- Check the Conference Program for last minute updates. Take notes during the sessions on your device and extract them to your email in one click.
- Check the Speakers and Exhibitors
- Schedule personal meetings with the other conference participants

SELECT 1:1 MEETINGS, LOG IN AND

- Access your Personal Meeting Agenda;
- Request / Accept or Decline meeting invitations at the designated time slots available during the coffee and lunch breaks.

All 1:1 meetings will take place in the Exhibition & Networking Area

- At the Designated 1:1 Meeting zone for meetings between delegates.
- At the exhibitor booths for meetings with exhibitors.

Don't miss out to share with the other participants your thoughts, ideas, and inspirations (or selfies) in the ICLE social network.



JOIN THE CONVERSATION ONLINE!

#ICLE22

@ICLE_LYMPHOCYTE





SCIENTIFIC PROGRAM

INTERNATIONAL
CONFERENCE ON
LYMPHOCYTE
ENGINEERING

THURSDAY, 31 MARCH 2022

Plenary Hall (Ballsaal)

WELCOME ADDRESS

15:00 – 15:10 **Dirk Busch**, Technical University of Munich, Germany
Adi Barzel, Tel-Aviv University, Israel

SESSION 1: ENGINEERED T CELL THERAPIES IN HEMATOLOGICAL MALIGNANCIES

Chair: Michal Besser, Tel Aviv University, Israel

15:10 – 15:35 **KEYNOTE LECTURE: CAR T CELLS – A ROAD TRIP TO TUMOR ELIMINATION**
Stan Riddell, Fred Hutchinson Cancer Research Center, USA

15:35 – 15:50 **MULTIPLE GENOME EDITING IN T CELLS FOR CANCER IMMUNOTHERAPY**
Chiara Bonini, San Raffaele University, Italy

15:50 – 16:05 **CD19 CAR T CELL THERAPY: REAL-WORLD DATA AND NEW DIRECTIONS**
Michal Besser, Tel Aviv University, Israel

16:05 – 16:20 **T-CHARGE™ – A NEXT GEN CAR-T PLATFORM TO PRESERVE T-CELL STEMNESS AND ENHANCE PATIENT ACCESS**
Jennifer Brogdon, Novartis Institutes for Biomed. Research, Inc., USA

16:20 – 16:35 **CAR T CELL THERAPIES IN LYMPHOMA: CURRENT STATUS OF IND-APPROVED STUDIES IN CHINA**
Yuqin Song, Peking University Cancer Hospital, China

16:35 – 17:00 **Discussion**

Exhibition & Networking Area (Grosser Saal)

COFFEE BREAK, EXHIBITION, POSTER AND E-POSTER PRESENTATIONS, 1:1 MEETINGS

E-POSTER SESSION 1: TARGETED THERAPIES WITH ENGINEERED T CELLS

Chair: Inbal Reuveni, Tel Aviv University, Israel

17:05 – 17:12 **ENGINEERING IMMUNOTHERAPY RESISTANT HEMATOPOIESIS TO TREAT HIGH-RISK ACUTE MYELOID LEUKEMIA**
Pietro Genovese, Harvard Medical School, USA

17:12 – 17:19 **VEGF-A COMPETES WITH VEGFR-2-REDIRECTED CAR-T CELLS FOR TARGET BINDING AND IMPEDES FUNCTION**
Paris Kosti, UNIL/Ludwig Cancer Institute Lausanne, Switzerland

17:19 – 17:26 **TACROLIMUS-RESISTANT SARS-COV-2-SPECIFIC T-CELL PRODUCTS TO PREVENT AND TREAT SEVERE COVID-19 IN IMMUNOSUPPRESSED PATIENTS**
Lena Peter, BIH Center for Regenerative Therapies, Germany

*Plenary Hall (Ballsaal)***17:30 – 19:30 SESSION 2: ENGINEERED T CELL THERAPY FOR SOLID TUMOURS****Chair: Annette Künkele**, Charité, Germany**17:30 – 17:45** ENHANCEMENT OF CAR T CELL FUNCTION WITH A CONSTITUTIVELY ACTIVE IL-7 RECEPTOR**Bilal Omer**, Baylor College of Medicine, USA**17:45 – 18:00** L1CAM-SPECIFIC CAR T CELL THERAPY FOR CHILDHOOD NEUROBLASTOMA**Annette Künkele**, Charité, Germany**18:00 – 18:15** GENETIC ENGINEERING OF REGULATORY AND EFFECTOR T CELLS**Hans Stauss**, University College London, UK**18:15 – 18:30** BNT211: A Phase I trial to evaluate safety and efficacy of CLDN6 CAR-T cells and CARVac-mediated in vivo expansion in patients with CLDN6-positive advanced solid tumors**Winfried Alsdorf**, University Medical Center Eppendorf, Germany**18:30 – 18:55** OPTIMIZED TRANSGENIC RECEPTOR AND CELL ENGAGER-INDUCED CELLULAR AVIDITY BETWEEN TUMOR-EFFECTOR CELL PAIRS DRIVES IMMUNOTHERAPY EFFICACY**Yotam Bar-Ephraim**, LUMICKS C.A., the Netherlands**18:55 – 19:05** RASA2 CHECKPOINT ABLATION IN T CELLS BOOSTS ANTIGEN SENSITIVITY AND LONG-TERM FUNCTION**Eric Shifrut**, Tel Aviv University and Sourasky Medical Center, Israel**19:05 – 19:30** Discussion**19:30- 21:00** *Exhibition & Networking Area (Grosser Saal)***WELCOME COCKTAIL & POSTER VIEWING**

FRIDAY, 1 APRIL 2022

Plenary Hall (Ballsaal)

08:00 – 09:20 **SESSION 3: CAR/TCR TARGETS AND DESIGN**

Chair: Cyrille Cohen, Bar-Ilan University, Israel

08:00 – 08:15 TCR GENE THERAPY TARGETING 'PUBLIC' NEOANTIGENS RESULTING FROM COMMON DRIVER ONCOGENES

Chris Klebanoff, Memorial Sloan Kettering Cancer Center, USA

08:15 – 08:30 NEOANTIGEN-SPECIFIC T-CELL RECEPTORS AS PERSONALIZED TOOLS IN THE TREATMENT OF CANCER

Angela Krackhard, Rechts der Isar Hospital, Technical University of Munich, Germany

08:30 – 08:45 PRIMARY STRUCTURE INFLUENCE ON THE EXPRESSION AND FUNCTION OF TCRS, CARs AND CSRS FOR T-CELL IMMUNOTHERAPY

Cyrille Cohen, Bar-Ilan University, Israel

08:45 – 08:55 AS SMALL AS IT CAN BE: SHORT PEPTIDE-DERIVED TARGET MOLECULES FOR REDIRECTION OF UNICAR T-CELLS AND IMAGING OF SSTR2-EXPRESSING CANCERS

Liliana Loureiro, German Cancer Research Center, Germany

08:55 – 09:20 **Discussion**

09:20 – 10:20 **SESSION 4: CAR/TCR DESIGN FROM INDUSTRY PERSPECTIVE**

Chair: Adi Barzel, Tel-Aviv University, Israel

09:20 – 09:50 ADAPTOR UNICAR AND REVCAR PLATFORMS FOR FLEXIBLE, SWITCHABLE AND COMBINATORIAL TUMOR TARGETING

Anja Feldmann, Helmholtz-Center Dresden-Rossendorf, Dresden; Germany

09:50 – 10:20 T CELL METABOLIC PROFILING – THE NEXT LEVEL

Daniel Gebhard, Agilent Technologies, Germany

10:20 – 11:00 ***Exhibition & Networking Area (Grosser Saal)***

COFFEE BREAK, EXHIBITION, POSTER AND E-POSTER PRESENTATIONS, 1:1 MEETINGS

10:25 – 10:40 SIMPLE DETECTION AND ISOLATION OF CAR CELLS DIRECTLY FROM PATIENT SAMPLES

Jessica Mrugala, Miltenyi Biotec, Germany

10:40 – 10:55 RISK MITIGATION STRATEGIES FOR CRITICAL RAW MATERIALS IN CELL THERAPY MANUFACTURING

Gonçalo Regalo, Fujifilm Irvine Scientific, Portugal

Plenary Hall (Ballsaal)	
11:00 – 12:20	SESSION 5: DIFFERENT LYMPHOCYTE LINEAGES AS A SOURCE FOR ENGINEERING Chair: John Anderson , University College London, UK
11:00 – 11:15	ENGINEERING INKT CELLS FOR DUAL TARGETING OF CANCER AND SUPPRESSIVE MYELOID CELLS Paolo Dellabona , San Raffaele Scientific Institute, Italy
11:15 – 11:30	THERAPEUTIC POTENTIAL OF INVARIANT NATURAL KILLER T CELLS MODIFIED WITH CD38 OR BCMA CHIMERIC ANTIGEN RECEPTORS FOR MULTIPLE MYELOMA Tuna Mutis , Amsterdam University Medical Center, Netherlands
11:30 – 11:45	GAMMA DELTA CAR-T APPROACHES TO REFINE SPECIFICITY AND SENSITIVITY John Anderson , University College London, UK
11:45 – 11:55	B CELL ENGINEERING FOR THE PREVENTION AND TREATMENT OF DISEASE Julia McKechnie , Fred Hutchinson Cancer Research Center, USA
11:55 – 12:20	Discussion
12:20 – 13:20	INDUSTRY SIMPOSIUM: CURRENT STATUS OF CAR T CELL THERAPY
12:20 – 12:25	WELCOME AND INTRODUCTION Martin Dreyling , Ludwig-Maximilians-University Hospital, Germany
12:25 – 12:48	CAR T CELL THERAPY FOR THE TREATMENT OF AGGRESSIVE B-NHL Christian Schmidt , Ludwig-Maximilians-University Hospital, Germany
12:48 – 13:11	CAR T CELL THERAPY FOR THE TREATMENT OF MULTIPLE MYELOMA Sophia Danhof , University Hospital Wuerzburg, Germany
13:11 – 13:20	Discussion and closing remarks
13:20 – 14:30	Exhibition & Networking Area (Grosser Saal) LUNCH BREAK, EXHIBITION, INDUSTRY & POSTER PRESENTATIONS, 1:1 MEETINGS
13:40 – 13:55	HIGHLY MULTIPLEXED SINGLE-CELL FUNCTIONAL PROFILING OF CAR-T CELLS ENABLES MORE PREDICTIVE PRODUCT CHARACTERIZATION AND PROVIDES A CRITICAL QUALITY METRIC FOR THE POTENCY OF CELL THERAPY Mourad Ferhat , Isoplexis, France
13:55 – 14:10	SIMPLIFYING THE PATH TO RAPID, RELIABLE TRANSLATION OF CELL MANUFACTURING THROUGH PLATFORM, PROCESS, AND PRODUCT CONTINUITY BEGINNING WITH THE G-REX BIOREACTOR Jenny Stjernberg , ScaleReady, Sweden
14:10 – 14:20	FUNCTIONAL PHENOMICS ENABLING MULTIMODAL ANALYSIS OF CELL-CELL INTERACTIONS IN A 3D MICROENVIRONMENT AT SINGLE-CELL RESOLUTION Stephan Brockmann , evorion biotechnologies GmbH, Germany

<i>Plenary Hall (Ballsaal)</i>	
14:30 – 16:10	SESSION 6: NEW APPROACHES IN LYMPHOCYTE ENGINEERING I
	Chair: Tobias Feuchtinger , Ludwig-Maximilians-University, Germany
14:30 – 14:55	KEYNOTE LECTURE: ENHANCING THE FUNCTIONAL PERSISTENCE AND ANTIGEN SENSITIVITY OF CAR T CELLS Michel Sadelain , Memorial Sloan Kettering Cancer Center, USA
14:55 – 15:10	ADOPTIVE TRANSFER OF VIRUS-SPECIFIC T CELLS IN THE IMMUNOCOMPROMISED HOST Tobias Feuchtinger , Ludwig-Maximilians-University, Germany
15:10 – 15:25	SIGNALING AND CYTOKINE ENGINEERING OF CAR-T CELLS Gianpietro Dotti , University of North Carolina Lineberger Comprehensive Cancer Center, USA
15:25 – 15:40	NOVEL MANUFACTURING TECHNOLOGIES THAT ENABLE ADVANCED T CELL ENGINEERING Mateusz Poltorak , Juno Therapeutics GmbH, a Bristol Myers Squibb Company, Germany
15:40 – 16:10	Discussion
16:10 – 16:50	<i>Exhibition & Networking Area (Grosser Saal)</i>
COFFEE BREAK, EXHIBITION, POSTER AND E-POSTER PRESENTATIONS, 1:1 MEETINGS	
16:15 – 16:43	E-POSTER SESSION 2: ENGINEERED T CELL THERAPY FOR SOLID TUMORS
	Chair: Tal Akriv , Tel Aviv University, Israel
16:15 – 16:22	BOOSTING CAR T CELL EFFICACY BY MODULATION OF THE TUMOR MICROENVIRONMENT IN GLIOBLASTOMA Ignacio Mastandrea , Tel Aviv University, Israel
16:22 – 16:29	UNICAR CAR T CELL THERANOTICS FOR DIAGNOSTIC IMAGING AND THERAPY OF PROSTATE CANCER Claudia Arndt , Helmholtz Center Dresden-Rossendorf, Germany
16:29 – 16:36	TARGETING THE EXTRA DOMAIN A FROM FIBRONECTIN FOR CANCER THERAPY WITH CAR-T CELLS Celia Martín-Otal , Center For Applied Medical Research (CIMA), Spain
16:36 – 16:43	EPITOPE SPREADING DRIVEN BY THE JOINT ACTION OF CAR T CELLS AND PHARMACOLOGICAL STING STIMULATION COUNTERACTS TARGET ANTIGEN ESCAPE Sandra Hervás-Stubbs , Foundation for Applied Medical research, Spain

*Plenary Hall (Ballsaal)***16:50 – 18:05 SESSION 7: UNIVERSAL DONOR CELLS****Chair: Michael Bachmann**, Helmholtz Center Dresden-Rossendorf, Germany**KEYNOTE LECTURE: FRATRICIDE AS AN ENABLER OF UNIVERSAL T CELL THERAPY****16:50 – 17:15** *"WAS MICH NICHT UMBRINGT, MACHT MICH STÄRKER"*¹**Malcolm Brenner**, Baylor College of Medicine, USA**17:15 – 17:30** INCREASING THE SAFETY OF CAR TECHNOLOGY: GATED TARGETING WITH MODULAR CARS**Michael Bachmann**, Helmholtz Center Dresden-Rossendorf, Germany**17:30 – 17:45** CRISPR CUT AND UNCUT CAR T CELLS FOR LEUKAEMIA**Waseem Qasim**, University College London, UK**17:45 – 18:05 Discussion****18:05 – 19:30 SESSION 8: RARE, AUTOIMMUNE AND INFECTIOUS DISEASES AS CELL THERAPY TARGETS****Chair: Dirk Busch**, Technical University of Munich, Germany**18:05 – 18:20** T CELL THERAPY FOR VIRUSES**Ann Leen**, Baylor College of Medicine, USA**18:20 – 18:35** ORTHOTOPIC TCR REPLACEMENT ENABLES GENERATION OF PREDICTABLE ANTIGEN-SPECIFIC T CELL PRODUCTS**Dirk Busch**, Technical University of Munich, Germany**18:35 – 18:50** *IN VIVO* ENGINEERED B CELLS RETAIN MEMORY AND SECRETE HIGH TITERS OF ANTI-HIV ANTIBODIES IN MICE**Adi Barzel**, Tel-Aviv University, Israel**18:50 – 19:05** CAR-TREG PROGRAMS TARGETING TRANSPLANTATION, INFLAMMATION AND AUTOIMMUNITY**Maurus de la Rosa**, Sangamo Therapeutics France**19:05 – 19:30 Discussion**¹ "What does not kill me, makes me stronger" – Friedrich Nietzsche

SATURDAY, 2 APRIL 2022

Plenary Hall (Ballsaal)

08:00 – 09:25 **SESSION 9: NON-VIRAL VECTORS AND TRANSPOSONS**

Chair: Michael Hudecek, Hospital of the University of Würzburg, Germany

08:00 – 08:25 NEXT GENERATION NDM NANO VECTORS – AN ALTERNATIVE VECTOR PLATFORM FOR THE SAFE, RAPID AND PERSISTENT MANUFACTURE OF RECOMBINANT T CELLS FOR AUTOLOGOUS T CELL IMMUNOTHERAPY

Richard Harbottle, German Cancer Research Centre, Germany

08:25 – 08:40 NOVEL TARGETS AND TECHNOLOGIES FOR CAR T-CELL THERAPY

Michael Hudecek, Hospital of the University of Würzburg, Germany

08:40 – 08:50 FREQUENT CRISPR-CAS9 INDUCED ANEUPLOIDY IN PRIMARY HUMAN T CELLS

Alessio Nahmad, Tel Aviv University, Israel

08:50 – 09:05 PIGGYBAC TRANSPOSON-MEDIATED CAR-T CELLS: A PROMISING AND REALISTIC APPROACH FOR CLINICAL APPLICATION

Shigeki Yagyu, Kyoto Prefectural University of Medicine, Kyoto, Japan

09:05 – 09:25 **Discussion**

09:25 – 10:25 **SESSION 10: SELECTED ABSTRACTS FOR ORAL PRESENTATION**

Chair: Adi Barzel, Tel-Aviv University, Israel

09:25 – 09:27 Introduction

09:27 – 09:34 DEVELOPMENT AND EVALUATION OF NEXT GENERATION IL-15 COENGINEERED MURINE CAR-T CELLS

Evipidis Lanitis, UNIL/Ludwig Cancer Institute Lausanne, Switzerland

09:34 – 09:41 ORTHOGONAL GENE ENGINEERING ENABLES CD8+ T CELLS TO CONTROL TUMORS THROUGH A NOVEL TOX-INDIFFERENT SYNTHETIC EFFECTOR STATE

George Coukos, Lausanne University Hospital, Switzerland

09:41 – 09:48 A UNIQUE ENGINEERED T CELL ENABLES ANTIBODY-MEDIATED CYTOTOXICITY OVERCOME THE LIMITATIONS OF CAR T CELL THERAPY AGAINST SOLID TUMORS

Yaron Carmi, Tel Aviv University, Israel

09:48 – 09:55 OVERCOMING T CELL DYSFUNCTION IN ACIDIC PH TO ENHANCE ADOPTIVE T CELL TRANSFER IMMUNOTHERAPY

Flor Navarro, Center for Applied Medical Research (CIMA), Spain

09:55 – 10:02 GENOME-SCALE SCREEN FOR SYNTHETIC DRIVERS OF T-CELL PROLIFERATION

Mateusz Legut, New York Genome Center, USA

10:02 – 10:09	<p>ADVANCED VIRAL VECTORS OVERCOME MAJOR HURDLE TOWARDS LYMPHOPRELETE MOUSE MODELS FOR IN VIVO CAR THERAPY THROUGH RECEPTOR TARGETING</p> <p>Alexander Michels, Paul-Ehrlich-Institut, Germany</p>
10:09 – 10:16	<p>GENE-TRANSFER METHODOLOGY AFFECTS CHIMERIC ANTIGEN RECEPTOR EXPRESSION AND REGULATION IN T-CELLS, AND DETERMINES ANTITUMOR POTENCY IN THE CONTEXT OF HIGH VS. LOW TARGET ANTIGEN DENSITY</p> <p>Leon Gehrke, University Hospital Wuerzburg, Germany</p>
10:16 – 10:23	<p>HUMAN T CELLS ENGINEERED WITH A LEUKEMIA LIPID-SPECIFIC TC103R ENABLES DONOR-UNRESTRICTED RECOGNITION OF CD1C-EXPRESSING LEUKEMIA</p> <p>Michela Consonni, San Raffaele Scientific Institute, Italy</p>
10:23 – 10:25	Summary
10:25 – 11:00	<i>Exhibition & Networking Area (Grosser Saal)</i>
COFFEE BREAK, EXHIBITION, POSTER AND E-POSTER PRESENTATIONS, 1:1 MEETINGS	
10:30 – 10:58	<p>E-POSTER SESSION 3: NEW APPROACHES IN LYMPHOCYTE ENGINEERING & OTHER</p> <p>Chair: Elvira D'Ippolito, Technical University of Munich, Germany</p>
10:30 – 10:37	<p>ENGINEERING AVIDCARS FOR SMALL MOLECULE-DEPENDENT CAR T CELL REGULATION</p> <p>Michael Traxlmayr, University of Natural Resources and Life Sciences, Austria</p>
10:37 – 10:44	<p>NANOPARTICLE-SENSITIZED PHOTOPORATION AS AN EMERGING NON-VIRAL ALTERNATIVE FOR T CELL ENGINEERING WITH NUCLEIC ACIDS</p> <p>Dominika Berdecka, University of Ghent, Belgium</p>
10:44 – 10:51	<p>A NOVEL TUMOR MODEL FOR THE STUDY OF CELLULAR IMMUNOTHERAPY USING HUMANIZED MICE</p> <p>Juliane Mietz, University of Zurich, Switzerland</p>
10:51 – 10:58	<p>FUNCTIONAL CRISPR DISSECTION OF GENE NETWORKS CONTROLLING HUMAN REGULATORY T CELL IDENTITY</p> <p>Kathrin Schumann, Institute for Med. Microbiology, Immunology and Hygiene, Germany</p>

Plenary Hall (Ballsaal)

11:00 – 12:50 **SESSION 11: NEW APPROACHES IN LYMPHOCYTE ENGINEERING II**

Chair: **Hinrich Abken**, Regensburg Center for Interventional Immunotherapy, Germany

11:00 – 11:25 **KEYNOTE LECTURE:** GENE-BASED DELIVERY OF IMMUNOSTIMULANT CYTOKINES REPROGRAMS THE TUMOR MICROENVIRONMENT AND SYNERGIZES WITH CAR-T CELL THERAPY

Luigi Naldini, San Raffaele Telethon Institute for Gene Therapy, Italy

11:25 – 11:40 CARS AND TRUCKS AND THE NEXT GENERATION CAR T CELLS

Hinrich Abken, Regensburg Center for Interventional Immunotherapy, Germany

11:40 – 12:05 AUTOMATED AND SCALABLE CLOSED-SYSTEM PLATFORM FOR CELL ISOLATION AND ACTIVATION

Øystein Åmellem, Thermo Fisher Scientific, Norway

12:05 – 12:15 CHARACTERIZATION OF A NOVEL RADIOHAPTEN CAPTURE SYSTEM IN CAR T CELLS FOR TRACKING IN VIVO AND IMPROVING CAR T EFFICACY

Keifer Kurtz, Memorial Sloan Kettering, USA

12:15 – 12:30 RESISTANT MECHANISM OF NHL TO CART THERAPY

Weidong Han, Chinese PLA General Hospital, China

12:30 – 12:50 **Discussion**

SESSION 12 & CLOSURE: PANEL DISCUSSION: WHAT'S NEXT IN LYMPHOCYTE ENGINEERING?

Moderators: **Adi Barzel**, Tel-Aviv University, Israel

12:50 – 13:20 **Dirk Busch**, Technical University of Munich, Germany

Panelists:

Stan Riddell, Fred Hutchinson Cancer Research Center, USA

Luigi Naldini, San Raffaele Telethon Institute for Gene Therapy, Italy

Malcolm Brenner, Baylor College of Medicine, USA

INFORMATION FOR SPEAKERS & ORAL PRESENTERS

Please check the program in case of last-minute scheduling changes.

SPEAKERS' READY DESK

All speakers and oral presenters are requested to upload their presentations at the **Speakers' Ready Desk** at **least 1 hour before the start of their session** in order to check their slides with the technical staff.

Speakers can upload their presentations at any time from the beginning of the conference and do not need to wait until the day of presentation. Speakers in morning sessions are strongly advised to pre-load their presentation the day before.

Location: Plenary Hall (BallSaal)

Working Time	
Thursday, 31 March	13:00 – 19:30
Friday, 1 April	07:30 – 19:30
Saturday, 2 April	07:30 – 13:20

INFORMATION FOR E-POSTER PRESENTERS AND CHAIRPERSONS

E-Poster Presentation Sessions are scheduled in the coffee breaks during the conference days as indicated in the conference program. All participants are invited to the E-Poster Presentation Station to hear the selected short presentations and to ask questions.

Location: E-Poster Zone, Exhibition & Networking Area (Grosser Ballsaal)

E-Poster Session	Date & Time	Chairperson
E-POSTER SESSION 1:	31st March	Inbal Reuven,
TARGETED THERAPIES WITH ENGINEERED T CELLS	17:05 – 17:26	Tel Aviv University, Israel
E-POSTER SESSION 2:	1st April	Tal Akriv,
ENGINEERED T CELL THERAPY FOR SOLID TUMORS	16:15 – 16:43	Tel Aviv University, Israel
E-POSTER SESSION 3:	2nd April	Elvira D'Ippolito,
NEW APPROACHES IN LYMPHOCYTE ENGINEERING & OTHER	10:30 – 10:58	Technical University of Munich, Germany

All E-Posters can also be viewed as printed posters, displayed in the Poster Zone at the Exhibition & Networking Area. More information about each Poster title, co-authors and assigned poster board number is available on page 24.

INFORMATION FOR STANDARD POSTER PRESENTERS

Poster viewing and discussions are during the official program lunch and coffee breaks each day as well as the designated Welcome Cocktail & Poster Viewing, scheduled on 31 March at 19:30. Authors are kindly requested to stand by their poster to answer questions.

Location: Exhibition & Networking Area (Grosser Saal & Foyer)

Abstract Topic	Board No.
CAR T cell therapies in hematological malignancies	01 - 13
CAR and TCR targets	14 - 25
Engineered T cell therapy for solid tumors	26 - 45; 93
Non-viral vectors and transposons	46 - 48
Allogeneic/universal donor cells	49 - 52
Rare, autoimmune, and infectious diseases as cell therapy targets	53 - 59
New approaches in lymphocyte engineering	60 - 79
Other	80 - 92

Poster presenters are requested to hang their poster per their poster board number. Detailed information about each poster' title, co-authors and poster board number is available on the next page.

POSTER MOUNTING

Thursday, 31st March 13:00 – 16:30

Friday, 1st April 08:00 – 10:00

POSTER DISMANTLING

Saturday, 2nd April 11:15 – 14:00

The organizers are not responsible for posters not removed after the given time period.

POSTERS

Topic / Abstract Title	Board No.
CAR T CELL THERAPIES IN HEMATOLOGICAL MALIGNANCIES	
NOVEL STRATEGIES TO ENHANCE THE SAFETY OF CAR T-CELL IMMUNOTHERAPY: THE IMSAVAR PROJECT	01
M. Alb (Germany), H. Einsele (Germany), P. Loskill (Germany), A. Van Der Meer (Netherlands), K. Sewald (Germany), K. Reiche (Germany), U. Köhl (Germany), M. Hudecek (Germany)	
MECHANISMS OF RESISTANCE TO CHIMERIC ANTIGEN RECEPTOR T CELL THERAPY IN MULTIPLE MYELOMA	02
N. Camviel, B. Wolf, G. Croce, D. Gfeller, V. Zoete, C. Arber (Switzerland)	
IMMUNE EFFECTOR CELLS TRANSDUCED WITH AN NKG2D CHIMERIC ANTIGEN RECEPTOR TO TREAT ACUTE MYELOID LEUKEMIA	03
L. Córdoba (Spain), E. Castellano (Spain), A. Valeri (Spain), A. Garcia-Ortiz (Spain), P. Río (Spain), J. Encinas (Spain), E. Maroto (Spain), D. Lee (USA), D.J. Powell Jr. (USA), A. Leivas (Spain), J. Martínez-López (Spain)	
LOWERING THE BINDING STRENGTH OF ANTI-CD19 CAR-T CELLS CAN REDUCE TOXICITY BUT AT THE COST OF IN VIVO ANTI-TUMOR EFFICACY	04
S. Dötsch (Germany), L. Warmuth (Germany), E. D'Ippolito (Germany), B. Honold (Germany), M. Trebo (Germany), W. Manlik (Germany), F. Graml (Germany), A. Stengl (Germany), J. Schuetz (Germany), K. Schober (Germany), G. Schmidt (Germany), A. Wanisch (Germany), M. Casucci (Italy), S. Riddell (USA), D. Busch (Germany)	
NKG2D-CAR TCD45RA- CELLS BYPASS THE CANONIC TUMOR IMMUNOESCAPE MECHANISMS	05
A. Fernandez, M. Ibáñez Navarro, A. Escudero, A. Navarro, I. Mirones, A. Ortiz, P. Yagüe, C. Campos-Silva, G. Esteso, C. Ferreras, C. Rodriguez, A. Leivas, M. Vela, J. Martínez-López, M. Valés, A. Pérez-Martínez, L. Fernández (Spain)	
ENGINEERING IMMUNOTHERAPY RESISTANT HEMATOPOIESIS TO TREAT HIGH-RISK ACUTE MYELOID LEUKEMIA	06
G. Casirati (USA), A. Cosentino (USA, Italy), L. Sereni (USA), V. Cinella (USA), A. Mucci (USA), C. Brendel (USA), A. Rambaldi (Italy), S. Armstrong (USA), P. Genovese (USA)	
CD33-DIRECTED IMMUNOTHERAPY WITH THIRD-GENERATION CHIMERIC ANTIGEN RECEPTOR T CELLS AND GEMTUZUMAB OZOGAMICIN IN INTACT AND CD33-EDITED ACUTE MYELOID LEUKEMIA AND HEMATOPOIETIC STEM AND PROGENITOR CELLS	07
Y. Liu (Germany)	
BI-SPECIFIC LOGIC GATED CAR T CELLS ELIMINATING CD19+ TUMORS WHILE PREVENTING NEUROTOXICITY VIA PERICYTE-INDUCED INHIBITION	08
D. Martinez Bedoya, E. Marinari, O. Maxit, S. Momjian, V. Dutoit, D. Migliorini (Switzerland)	

Topic / Abstract Title	Board No.
SITE-SPECIFIC IN VIVO T CELL ENGINEERING TO EXPRESS CHIMERIC ANTIGEN RECEPTORS I. Reuveni, M. Horovitz-Fried, A. Nahmad, I. Dotan, A. Barzel (Israel)	09
HOME BREWN 3G.CD19.CAR T CELLS FOR RELAPSED/REFRACTORY CHRONIC LYMPHOCYTIC LEUKEMIA (CLL) – (HD-CAR-1) M. Schmitt, P. Derigs, P. Dreger, A. Schmitt, M.-L. Schubert, A. Kunz, C. Müller-Tidow, M. Brüggemann, G. Kobbe (Germany)	10
A CHIMERIC ANTIGEN RECEPTOR (CAR)-BASED CELLULAR SAFEGUARD MECHANISM FOR ADOPTIVE T CELL THERAPY M. Svec (Germany), S. Dötsch (Germany), S. Fräßle (Germany), S. Riddell (USA), E. D'Ippolito (Germany), D. Busch (Germany)	11
A CONFORMATION-SPECIFIC ON-SWITCH FOR CONTROLLING CAR T CELLS WITH AN ORALLY AVAILABLE DRUG E. Sylvander, C. Zajc, M. Dobersberger, I. Schaffner, B. Salzer, M. Traxlmayr, M. Lehner (Austria)	12
MULTIPARAMETER CHARACTERIZATION OF CAR T CELLS X. Wang, C. Pitzka, D. Rheindorf, J. Milleck, N. Mockel-Tenbrinck, T. Holzer, M. Essl, I. Bürger, M. Mues, A. Richter, T. Cathomen, C. Evaristo (Germany)	13
CAR AND TCR TARGETS	
CELL AVIDITY A KEY PARAMETER TO IMPROVE THE PREDICTABILITY OF T CELL FUNCTIONALITY FOR CELLULAR IMMUNOTHERAPIES J. Ashby, Y. Bar-Ephraim, A. Candelli, K. Das, P. Djali, E. Fong, Y. Patankar, R. Reijmers, I. Sarkar, W. Singleterry, Z. Yu (Netherlands)	14
STRATEGY TO INCREASE TUMOR SPECIFICITY OF EGFR-TARGETING THERAPIES M. Dobersberger, E. Laurent, E. Sylvander, J. Seigner, M. Teufl, B. Salzer, C. Zajc, C. Obinger, M. Lehner, M. Traxlmayr (Austria)	15
GENERATING A NOVEL CAR-MACROPHAGE THERAPY FOR TREATMENT OF SOLID TUMORS L. Farhat Younis (Israel)	16
HIGHLY EFFICIENT GENERATION OF TRANSGENICALLY AUGMENTED CAR NK CELLS OVEREXPRESSING CXCR4 A. Jamali (Germany), H.R. Mirzaei (Iran), J. Hadjati (Iran), E. Ullrich (Germany), J. Hartmann (Germany), Z. Madjd Jabbari (Iran)	17
VEGF-A COMPETES WITH VEGFR-2-REDIRECTED CAR-T CELLS FOR TARGET BINDING AND IMPEDES FUNCTION E. Lanitis, P. Kosti, C. Ronet, E. Cribioli, G. Rota, A. Spill, P. Reichenbach, V. Zoete, D. Dangaj Laniti, G. Coukos, M. Irving (Switzerland)	18
ENGINEERING AVIDCARS FOR COMBINATORIAL ANTIGEN RECOGNITION M. Lehner, B. Salzer, C. Schüller, C. Zajc, M. Traxlmayr (Austria)	19

Topic / Abstract Title	Board No.
PRODUCTION OF MONOCLONAL ANTIBODIES FOR THE T-CELL ENGINEERING AGAINST METASTATIC COLORECTAL CANCER	20
I. Marino, F. Guidi, P. Lanza, M. Paglialunga, E. Ponterio, S. Lucchisani, T. Haas, R. De Maria (Italy)	
IDENTIFICATION OF HIGHLY FUNCTIONAL AND CYTOTOXIC SARS-COV-2-SPECIFIC CD8+ T CELLS BY ORTHOTOPIC TCR REPLACEMENT ENGINEERING	21
L. Mateyka, K. Wagner, S. Jarosch, V. Grass, S. Weber, M. Hammel, A. Pichlmair, C. Crowel, M. Gerhard, E. D'Ippolito, D. Busch (Germany)	
NOVEL ANTIBODY TO REDIRECT T CELLS FOR CANCER IMMUNOTHERAPY IN COLORECTAL CANCER (CRC)	22
E. Ponterio, C. Valvo, G. Sette, C. Giudiceandrea, F. Guidi, M. Cappellari, L. Pasquini, A. Boe, P. Romania, E. Petrucci, E. Pilozi, C. Marchiò, L. Ricci-Vitiani, M. Biffoni, T. Haas, R. De Maria (Italy)	
ULTRAHIGH-CONTENT IMAGING HELPS TO IDENTIFY CAR TARGET CANDIDATES AGAINST PANCREATIC ADENOCARCINOMA	23
D. Schäfer, S. Rösch (Germany)	
DISCOVERING AND ASSESSING TRANSCRIPTOMIC SIGNATURES OF ANTIGEN-DEPENDENT ACTIVATION IN NEOANTIGEN-SPECIFIC TCRs ON A SINGLE-CELL LEVEL	24
J. Untch, E. Bräunlein, F. Füchsl, S. Jarosch, N. De Andrade Krätzig, O. Baranov, T. Engleitner, D. Busch, R. Rad, A. Krackhardt (Germany)	
HARNESSING CD70-DIRECTED CAR NATURAL KILLER CELLS WITH IL-15 IS NECESSARY TO ERADICATE SOLID TUMOUR CELLS AND CANCER-ASSOCIATED FIBROBLASTS	25
A. Van Den Eynde, J. Van Audenaerde, J. De Waele, T. Flieswasser, L. Gehrcken, H.W. Lau, C. Merlin, G. Roex, D. Campillo-Davo, J. Jacobs, M. Peeters, F. Lardon, E. Smits, P. Pauwels (Belgium)	
ENGINEERED T CELL THERAPY FOR SOLID TUMOURS	
SHED L1CAM IMPAIRS L1CAM-DIRECTED CAR T CELLS AGAINST NEUROBLASTOMA	26
L. Andersch, S. Schwiebert, A. Klaus, A. Winkler, A. Eggert, A. Künkele, K. Anders (Germany)	
UNICAR CAR T CELL THERANOTICS FOR DIAGNOSTIC IMAGING AND THERAPY OF PROSTATE CANCER	27
C. Arndt (Germany), R. Bergmann (Germany, Hungary), F. Striese (Germany), D. Máthé (Hungary), N. Berndt (Germany), L. Loureiro (Germany), D. Szöllösi (Hungary), N. Kovács (Hungary), N. Hegedús (Hungary), T. Kovács (Hungary), A. Feldmann (Germany), M. Bachmann (Germany)	
TCR-QR: IDENTIFYING TUMOUR-REACTIVE TCRs FOR PERSONALIZED T CELL THERAPIES	28
F. Bieberich, R. Vazquez-Lombardi, S. Reddy (Switzerland)	
NOVEL STRATEGIES FOR CAR T-CELL IMMUNOTHERAPY AGAINST GLIOBLASTOMA BASED ON MULTI-TARGETING AND MODULATION OF THE TUMOR MICROENVIRONMENT	29
A. Brosque, L. Russo-Noori, D. Tarab, A. Gutkin, D. Peer, D. Friedmann-Morvinski (Israel)	

Topic / Abstract Title	Board No.
PROSTATE-CONFINED RADIOTHERAPY SUPPORTS TCR-REDIRECTED T CELLS TUMOR SEEDING INSTRUCTING LONG-LASTING PROTECTIVE IMMUNITY AGAINST THE PRIMARY TUMOR AND LIVER METASTASIS.	30
M. Catucci (Italy), V. Basso (Italy), C. Deantoni (Italy), S. Baroni (Italy), A. Spinelli (Italy), M. Freschi (Italy), C. Cozzarini (Italy), C. Fiorino (Italy), S. Formenti (USA), S. Demaria (USA), N. Di Muzio (Italy), A. Mondino (Italy)	
A HIGH-THROUGHPUT WORKFLOW FOR THE FUNCTIONAL SCREENING AND CHARACTERIZATION OF CLINICALLY RELEVANT MHC CLASS I-RESTRICTED T CELL RECEPTORS FOR ADOPTIVE T CELL THERAPY	31
E. D'Ippolito (Germany), S. Scheu (Germany), K. Wagner (Germany), A. Kazeroonian (Germany), A. Hochholzer (Germany), F. Graml (Germany), N. Hamed (Germany), M. Hammel (Germany), I. Andrä (Germany), C. Moosmann (Germany), E. Boga (Germany), A.-K. Triebert (Germany), M. Dalenberg (Netherlands), Y. Bar-Ephraim (Netherlands), D. Busch (Germany)	
OPTIMIZATION OF CHIMERIC ANTIGEN RECEPTOR (CAR) T CELL TO IMPROVE SOLID TUMORS TREATMENT	32
C. Giudiceandrea , E. Ponterio, C. Valvo, G. Sette, E. Coratella, T. Haas, R. De Maria (Italy)	
CHIMERIC ANTIGEN RECEPTOR-T CELLS DERIVED EXTRACELLULAR VESICLES AS A POTENTIAL CANCER THERAPY	33
G. Horn, A. Aharon, T. Hana Bar-Lev, E. Zagagi Yohay, T. Waks, M. Levin, N. Deshet Unger, I. Avivi, A. Globerson Levin (Israel)	
PHARMACOLOGICALLY INHIBITING MYCN IMPROVES L1CAM-DIRECTED CAR T CELL EFFICACY AGAINST MYCN-AMPLIFIED NEUROBLASTOMA	34
L. Grunewald , K. Anders, A. Künkele (Germany)	
EPITOPE SPREADING DRIVEN BY THE JOINT ACTION OF CAR T CELLS AND PHARMACOLOGICAL STING STIMULATION COUNTERACTS TARGET ANTIGEN ESCAPE	35
S. Hervás-Stubbs , E. Conde, E. Vercher, U. Mancheño, E. Elizalde, M.L. Rodriguez, N. Casares, M. Hommel, I. Uranga-Murillo, J. Pardo, I. Melero, J.J. Lasarte (Spain)	
CAR-T CELLS AND EXO-CAR T CELLS AS NOVEL TREATMENT FOR PEDIATRIC CENTRAL NERVOUS SYSTEM MALIGNANT TUMORS	36
M. Ibáñez Navarro , A. Fernandez, S. García-Silva, L. Clares-Villa, C. Ferreras, H. Peinado, A. Pérez-Martínez, L. Fernández (Spain)	
EVOLVING MULTIPLEXED SHRNA TO GENERATE TAILORED CAR T CELL THERAPY	37
E. Breman, M. Steklov, B. Le Calve , H. Iserentant, D. Gilham (Belgium)	
TARGETING THE EXTRA DOMAIN A FROM FIBRONECTIN FOR CANCER THERAPY WITH CAR-T CELLS	38
C. Martín-Otal , A. Lasarte-Cía, D. Serrano, N. Casares, F. Navarro, P. Sarrión, M. Gorraiz, C. De-Andrea, J. Echeveste, J.R. Rodriguez-Madoz, J. San Miguel, F. Prosper, S. Hervás-Stubbs, J.J. Lasarte, T. Lozano (Spain)	

Topic / Abstract Title	Board No.
BOOSTING CAR T CELL EFFICACY BY MODULATION OF THE TUMOR MICROENVIRONMENT IN GLIOBLASTOMA	39
I. Mastandrea (Israel), D. Sher (Israel), D. Bayik (USA), J. Lathia (USA), D. Friedmann-Morvinski (Israel)	
CD137 AS A TARGET FOR TUMOR IMMUNOTHERAPY BY CHIMERIC ANTIGEN RECEPTORS	40
M. Prasad, Q. Zeng, H. Schwarz (Singapore)	
SYNTHETIC PROMOTERS TO INDUCE IMMUNE-EFFECTORS IN THE TUMOR MICROENVIRONMENT	41
O. Sharabi, Y. Greenspan, A. Porgador, R. Gazit (Israel)	
TARGETING SNX9 RESCUES CD28-MEDIATED T CELL EXHAUSTION FOR CANCER IMMUNOTHERAPY	42
M. Trefny (Switzerland), N. Kirchhammer (Switzerland), P. Auf Der Maur (Switzerland), M. Natoli (Switzerland), J. Lötcher (Switzerland), D. Schmid (Switzerland), P. Herzig (Switzerland), M. Akramisomeabozorg (Switzerland), M. Germann (Switzerland), J. Stinchcombe (Switzerland), L. Fernandez Rodriguez (Switzerland), M. Stanczak (Switzerland), D. Thommen (Netherlands), H. Läubli (Switzerland), B.-A. Mohamed (Switzerland), G. Griffiths (Switzerland), C. Hess (Switzerland), Z. Alfred (Switzerland)	
ISOLATION AND CHARACTERIZATION OF RNF43 NEO-EPITOPE SPECIFIC TCRS FOR T CELL THERAPY IN GASTROINTESTINAL CANCER	43
K. Wagner, E. D'Ippolito, A. Brutau-Abia, A. Albert, R. Sonntag, R. Mejias-Luque, M. Gerhard, D. Busch (Germany)	
SENSING OF SOLUBLE ANTIGENS WITH ADAPTER CAR™ T CELLS	44
N. Werchau, K. Teppert, B. Kotter, P. Abramowski, A. Kaiser, T. Schaser (Germany)	
SIALYL-THOMSEN-NOUVEAU DIRECTED CAR-T CELLS TARGETING SOLID TUMORS	45
A. Zingg, H. Läubli (Switzerland)	
NON-VIRAL VECTORS AND TRANSPOSONS	
GENETIC MODIFICATION OF T-CELLS FOR ADOPTIVE CELL THERAPIES USING NON-VIRAL S/MAR DNA VECTORS	46
A. De Roia, M. Bozza, A. Roig-Merino, E. Green, R. Harbottle, M. Platten	
AN OPTIMIZED FULLY RNA-BASED PLATFORM FOR CRISPR/CAS9-MEDIATED DISRUPTION OF NATIVE T-CELL RECEPTORS FOR T-CELL THERAPIES	47
D. Flumens, K. Luyckx, I. Janssens, D. Campillo-Davo, E. Lion (Belgium)	
ORTHOTOPIC T CELL RECEPTOR REPLACEMENT - NEXT-GENERATION ENGINEERING OF T CELLS FOR THERAPY	48
K. Schober (Germany)	

Topic / Abstract Title	Board No.
ALLOGENEIC/UNIVERSAL DONOR CELLS	
NOVEL CRISPR/CAS9-BASED ALLOGENEIC CAR-T CELLS TARGETING NKG2D LIGANDS: A POTENTIAL UNIVERSAL CELL THERAPY AGAINST CANCER	
C. Aparicio (Spain), M. Belver (Spain), F. Espeso (Spain), L. Enríquez (Spain), J. Serna Pérez (Spain), A. Valeri (Spain), A. Leivas (Spain), D.J. Powell Jr. (USA), J. García-Sancho (Spain), J. Martínez-López (Spain), A. Sánchez (Spain), M.Á. De La Fuente (Spain), M. González-Vallinas (Spain)	49
ANTIGEN-SPECIFIC REDIRECTION OF OFF-THE-SHELF NK-92 CELLS USING THE UNIVERSAL CAR PLATFORM "UNICAR"	
N. Mitwasi (Germany), A. Feldmann (Germany), C. Arndt (Germany), S. Koristka (Germany), N. Berndt (Germany), L. Loureiro (Germany), R. Bergmann (Germany, Hungary), C. Rössig (Germany), T. Tonn (Germany), W. Wels (Germany), M. Bachmann (Germany)	50
CD33-TARGETING PRIMARY CAR-NK CELLS DISPLAY POTENT ANTITUMOUR ACTIVITY AGAINST ACUTE MYELOID LEUKAEMIA	
M. Quadflieg , N. Albinger, M. Nitsche, R. Pfeifer, C. Zhang, E. Ullrich, N. Möker (Germany)	51
DEVELOPMENT OF AN OFF-THE-SHELF BCMA/CD19 CAR-NK CELL THERAPY FOR B CELL MALIGNANCIES	
G. Roex , D. Campillo-Davo, H. De Reu, Z. Berneman, E. Lion, S. Anguille (Belgium)	52
RARE, AUTOIMMUNE, AND INFECTIOUS DISEASES AS CELL THERAPY TARGETS	
DEVELOPMENT OF ANTISENSE OLIGONUCLEOTIDES FOR IMMUNOMODULATION	
V. Iyer (Sweden, Singapore), A.T. Phan (Singapore), F. Wermeling (Sweden)	53
ENGINEERING OF REGULATORY T CELLS BY MEANS OF MRNA ELECTROPORATION IN A GMP-COMPLIANT MANNER	
I. Janssens , D. Campillo-Davo, J. Van Den Bos, H. De Reu, Z. Berneman, I. Wens, N. Cools (Belgium)	54
ENGINEERING HUMAN CD4 LYMPHOCYTES WITH RESISTANCE TO HIV-1 VIA MT-C34 PEPTIDE KNOCK-IN INTO CXCR4 LOCUS	
D. Komkov , N. Kruglova, A. Maslennikova, D. Mazurov (Russian Federation)	55
TACROLIMUS-RESISTANT SARS-COV-2-SPECIFIC T-CELL PRODUCTS TO PREVENT AND TREAT SEVERE COVID-19 IN IMMUNOSUPPRESSED PATIENTS	
L. Peter , D. Wendering, S. Schlickeiser, H. Hoffmann, R. Noster, D. Wagner, G. Zarrinrad, S. Münch, S. Schulenberg, M.-F. Mashreghi, P. Reinke, H.-D. Volk, L. Amini, M. Schmuck-Henneresse (Germany)	56
CHIMERIC AUTOANTIBODY RECEPTOR T CELLS TARGETING AUTOREACTIVE B CELLS IN N-METHYL-D-ASPARTATE (NMDA) RECEPTOR ENCEPHALITIS	
S.M. Reincke , M.A. Homeyer, N. Von Wardenburg, H.-C. Kornau, D. Schmitz, I. Edes, H. Prüss (Germany)	57

Topic / Abstract Title	Board No.
MHC CLASS II-RESTRICTED T-CELL-RECEPTORS PROVIDE HELP FOR T-CELL-THERAPY OF HEPATITIS B VIRUS INFECTION S. Schreiber, J. Wettengel, K. Krey, K. Wisskirchen, U. Protzer (Germany)	58
CHIMERIC AUTOANTIBODY RECEPTOR (CAAR) T CELLS AS INNOVATIVE TREATMENT OF ACHR ANTIBODY POSITIVE MYASTHENIA GRAVIS N. Von Wardenburg, S.M. Reincke, M.A. Homeyer, S. Bandura, N. Lelievre, A. Pelz, A. Meisel, H. Prüss (Germany)	59
NEW APPROACHES IN LYMPHOCYTE ENGINEERING	
NUCLEASE-FREE ENGINEERING OF B-CELLS AGAINST HIV T. Akriv, A. Nahmad, D. Nataf, I. Dotan, A. Barzel (Israel)	60
NANOPARTICLE-SENSITIZED PHOTOPORATION AS AN EMERGING NON-VIRAL ALTERNATIVE FOR T CELL ENGINEERING WITH NUCLEIC ACIDS D. Berdecka (Belgium), R. Xiong (China), A. Harizaj (Belgium), G. Goetgeluk (Belgium), B. Vandekerckhove (Belgium), S. De Smedt (Belgium), W. De Vos (Belgium), K. Braeckmans (Belgium)	61
ENGINEERED ADENOVIRAL VECTORS EFFICIENTLY TRANSDUCE PRIMARY MURINE LYMPHOCYTES IN VITRO AND IN VIVO P. Boucher, S. Mendonca, D. Curiel (USA)	62
DASATINIB ENHANCES GENE DELIVERY BY T CELL-TARGETED LENTIVIRAL VECTORS THROUGH CD3 UPREGULATION A. Braun, A. Frank, C. Buchholz (Germany)	63
SPEEDINGCARS: ACCELERATING THE ENGINEERING OF CAR T CELLS BY SIGNALING DOMAIN SHUFFLING AND SINGLE-CELL SEQUENCING R. Castellanos-Rueda, R. Di Roberto, F. Schlatter, D. Palianina, O. Nguyen, E. Kapetanovic, A. Hierlemann, N. Khanna, S. Reddy (Switzerland)	64
MONITORING EARLY TRANSCRIPTIONAL PROFILES OF CAR T CELL PRODUCTS GENERATED WITH CONVENTIONAL OR CD8-TARGETED LENTIVIRAL VECTORS F. Charitidis (Germany), E. Adabi (Germany), F. Thalheimer (Germany), C. Miskey (Germany), L. Childs (Germany), C. Clarke (Ireland), C. Buchholz (Germany)	65
EX VIVO GENERATED THYMIC NK CELLS AS A POTENTIAL CELLULAR THERAPY IN NEUROBLASTOMA A. Cornel, D. Petcu, E. Dunnebach, V. Lo Presti, C. De Koning, M. Van Dierselhuis, S. Nierkens (Netherlands)	66
CHARACTERIZATION AND MODULATION OF ANTI-ABTCR ANTIBODIES AND THEIR RESPECTIVE BINDING SITES AT THE BTCR CHAIN TO ENRICH ENGINEERED T CELLS G.J.J. Kierkels (Netherlands), E. Van Diest (Netherlands), P. Hernández-López (Netherlands), W. Scheper (Netherlands), A.C.M. De Bruin (Netherlands), E. Frijlink (Netherlands), T. Aarts-Riemens (Netherlands), S. Van Dooremalen (Netherlands), D.X. Beringer (Netherlands), R. Oostvogels (Netherlands), L. Kramer (Netherlands), T. Straetmans (Netherlands), W. Uckert (Germany), Z. Sebestyén (Netherlands), J.H.E. Kuball (Netherlands)	67

Topic / Abstract Title	Board No.
PHOTOPORATION OF NK92 CELLS WITH BIODEGRADABLE POLYDOPAMINE NANOSENSITIZERS AS A PROMISING STRATEGY FOR THE GENERATION OF CAR-NK CELL THERAPIES.	68
C. Hinnekens, A. Harizaj, I. Goemaere, D. Berdecka, S. De Smedt, B. Vandekerckhove, J. Fraire, K. Braeckmans (Belgium)	
TRANSIENT EXPRESSION OF A CD123-DIRECTED CHIMERIC ANTIGEN RECEPTOR FOR SAFE IMMUNOTHERAPY OF ACUTE MYELOID LEUKEMIA	69
R. Kitte, S. Fricke, U. Köhl, S. Tretbar (Germany)	
P329G-CAR-T: A NOVEL ADAPTOR CAR-T CELL PLATFORM RECOGNIZING THE P329G MUTATION IN THERAPEUTIC IGG1 ANTIBODIES FOR ADOPTIVE T CELL THERAPY APPLICATIONS	70
D. Darowski (Switzerland), M.-R. Benneberek (Germany), C. Jost (Switzerland), K. Stubenrauch (Germany), U. Wessels (Germany), J. Benz (Switzerland), A. Freimoser-Grundschober (Switzerland), E. Moessner (Switzerland), R. Myburgh (Switzerland), P. Umana (Switzerland), S. Kobold (Germany), C. Klein (Switzerland)	
SATB1 AND HIVEP2 CO-REGULATE HUMAN TREG CELL IDENTITY AND FUNCTION	71
S. Kolb, J. Müschen, C. Schmidl, K. Schumann (Germany)	
CRISPR-ENGINEERED GAUCHER'S MODEL PROVIDES A POWERFUL TOOL TO EVALUATE THE SAFETY AND EFFICACY OF PROTEIN REPLACEMENT THERAPY AND NANOMEDICINE	72
A. Brown, B. Lawler, J. Zhang, B. Lu (USA)	
TREATMENT OF GAUCHER DISEASE USING BETA-GLUCOCEREBROSIDASE-LOADED EXOSOMES	73
B. Lu, A. Brown (USA)	
ACCELERATING DEVELOPMENT AND IMPROVING ACCESS TO CAR- AND TCR-ENGINEERED T CELL THERAPY IN EUROPE	74
M. Luu (Germany), C. Sanges (Germany), N. Hoen (Belgium), A. Draper (Belgium), S. Sheth (Belgium), S. Wagers (Belgium), H. Negre (France), M. Hudecek (Germany)	
MICROBIAL SHORT-CHAIN FATTY ACIDS ENHANCE CD8+ T CELL-MEDIATED CANCER IMMUNOTHERAPY	75
M. Luu (Germany), Z. Riestler (Germany), S. Danhof (Germany), T. Nerreter (Germany), I. Mulder (UK), A. Visekruna (Germany), M. Hudecek (Germany)	
FLOW CYTOMETRIC ASSAYS FOR CAR T CELL MANUFACTURING AND PATIENT MONITORING, INVOLVING SPECIFIC CAR DETECTION REAGENTS, STABILIZED PRE-FORMULATED COCKTAILS, AND AUTOMATED DATA ACQUISITION AND ANALYSIS	76
M. Mues, S. Biedermann, M. Winkels, K. Lange, L. Stiem, E. Janz, M. Niemöller, D. Missing, N. Borgelt, A. Brauchle, T. Holzer, C. Dose, S. Rösch, C. Siewert, A. Richter (Germany)	
ENGINEERING AVIDCARS FOR SMALL MOLECULE-DEPENDENT CAR T CELL REGULATION	78
B. Salzer, C. Schüller, C. Zajc, M. Lehner, M. Traxlmayr (Austria)	

Topic / Abstract Title	Board No.
A NOVEL GENE-EDITED REGULATORY T CELL PRODUCT RESISTANT TO TACROLIMUS G. Zarrinrad, D. Wendering, S. Schlickeiser, L. Peter, S. Schulenberg, S. Picht, D. Wagner, K. Ou, J. Polánsky-Biskup, M.-F. Mashreghi, H.-D. Volk, P. Reinke, M. Schmueck-Henneresse, L. Amini (Germany)	79
OTHER	
AUTOMATED AND SCALABLE CLOSED-SYSTEM PLATFORM FOR CAR-T CELL ISOLATION AND ACTIVATION H. Meås (Norway), H. Almåsbaek (Norway), I. Schrøder (Norway), K. Alfsnes (Norway), N. Nilssen (Norway), S. Mevatne (Norway), J. Rasmussen (Norway), K.S. Chong (Singapore), M.T. Sia (Singapore), S. Lim (Singapore), S.H. Dong (Singapore), W.L.T. Soh (Singapore), A. Wilbur (USA), R. Thompson (USA), D. Hernandez (USA), B. Boo (Singapore), J. Zhu (Singapore), H. Nyheim (Norway), J. Green (Singapore), I. Dillon (USA), E. Kang (USA), H. Vebø (Norway), T. Holt Hereng (Norway), Ø. Åmellem (Norway)	80
EARLY DIVERSIFICATION DURING CHRONIC INFECTION GENERATES EXHAUSTION-RECEPTIVE AND -RESISTANT T CELL SUBSETS L. Kretschmer, A. Toska, T. Busch, I. Andrä, D. Zehn, M. Flossdorf, V. Buchholz (Germany)	81
DEVELOPING AND IMPROVING A NATURAL KILLER CELL BASED MODEL AGAINST MULTIPLE MYELOMA D. GiralDOS, C. Reina-Ortiz, N. Sancho-Camón, J. Naval, A. Anel (Spain)	82
T CELL STEMNESS DURING CHRONIC INFECTION IS MAINTAINED BY ONLY A SUBCOMPARTMENT OF TCF1+ CELLS L. Kretschmer, S. Rapelius, S. Jarosch, A. Mühlbauer, D. Zehn, V. Buchholz (Germany)	83
NEOADJUVANT PD-1/PD-L1 INHIBITORS FOR RESECTABLE HEAD AND NECK CANCER R. Masarwy (Israel)	84
HUMANISATION OF LARGER NSGS-MOUSE COHORTS FROM SINGLE CORD BLOOD DONOR MATERIAL FOR MORE STANDARDIZED IN VIVO TESTING OF ENGINEERED T CELLS J. Schuetz (Germany), S. Dötsch (Germany), G. Schmidt (Germany), F. Mohr (Germany), P. Winterhalter (Germany), L. Warmuth (Germany), J. Barton (Germany), E. D'Ipollito (Germany), D. Huttmacher (Australia), D. Busch (Germany)	87
INFLUENCE OF CD19 DENSITY AND AFFINITY ON CAR T CELL ACTIVATION: A COMBINATORIAL ANALYSIS OF DIFFERENT PARAMETERS AND THEIR IMPACT ON CAR ACTIVITY J. Seigner, E. Laurent, C. Zajc, B. Salzer, C. Obinger, M. Lehner, M. Traxlmayr (Austria)	88
DISSECTING THE INTERPLAY OF TCR AVIDITY OF NAIVE CD8+ T CELLS AND TCR RECRUITMENT AFTER ANTIGEN EXPOSURE BY ENGINEERING POLYCLONAL REPERTOIRES A. Straub (Germany), S. Grassmann (Germany, USA), S. Jarosch (Germany), T. Müller (Germany, Sweden), K. Wagner (Germany), M. Hammel (Germany), V. Buchholz (Germany), K. Schober (Germany), D. Busch (Germany)	89

Topic / Abstract Title	Board No.
ASSESSMENT OF WNT/B-CATENIN SIGNALING PATHWAY MODIFICATIONS IMPACT ON TH17 CELLS DIFFERENTIATION - IN VITRO STUDY ON COMPANION DOG MODEL I. Szopa , M. Granica, R. Pingwara, K. Majchrzak-Kuligowska (Poland)	90
POTENTIAL CORRELATION BETWEEN THERMOSTABILITIES OF ANTIGEN BINDING DOMAINS AND CAR EXPRESSION LEVELS M. Teufl , F. Schubert, C. Zajc, B. Salzer, M. Lehner, M. Traxlmayr (Austria)	91
BRIDGING THE GAP – ATMP PROCESS DEVELOPMENT ACCELERATING FROM BENCH- TO BED-SIDE S. Tretbar , U. Blache, A.-R. Blaudszun, A. Duenkel, P. Franz, D. Schmiedel, U. Köhl, S. Fricke (Germany)	92
A UNIQUE ENGINEERED T CELL ENABLES ANTIBODY-MEDIATED CYTOTOXICITY TO OVERCOME THE LIMITATIONS OF CAR T CELL THERAPY AGAINST SOLID TUMORS D. Rasoulouniriana, S. Dotan, H. Shpilt, N. Pilpel, P. Rider, Y. Carmi (Israel)	93

INDEX OF POSTER AUTHORS

Author	Board No.	Author	Board No.	Author	Board No.
Aarts-Riemens, T.	67	Boo, Bernard	80	Croce, Giancarlo	02
Abramowski, Pierre	44	Borgelt, Nadine	76	Crowel, Claudia S.	21
Adabi, Elham	65	Boucher, Paul	62	Curiel, David T.	62
Aharon, Anat	33	Bozza, Matthias	46	Dalenberg, Mirjam	31
Akramisomeabozorg, Maryam	42	Braeckmans, Kevin	61, 68	Dangaj Laniti, Denarda	18
Akriv, Tal	60	Brauchle, Anja	76	Danhof, Sophia	75
Alb, Miriam	01	Braun, Angela H.	63	Darowski, Diana	70
Albert, Alexander	43	Bräunlein, Eva	24	Das, Kushal K.	14
Albinger, Nawid	51	Breman, Eytan	37	De Andrade Krätzig, Niklas	24
Alfred, Zippelius	42	Brendel, Christian	06	De-Andrea, Carlos	38
Alfsnes, Katrine	80	Brosque, Alina	29	Deantoni, Chiara L.	30
Almåsbaek, Hilde	80	Brown, Annie	72, 73	De Bruin, Anja C.M.	67
Åmellem, Øystein	80	Brüggemann, Monika	10	De Koning, Coco	66
Amini, Leila	56, 79	Brutau-Abia, Anna	43	De La Fuente, Miguel Ángel	49
Anders, Kathleen	26, 34	Buchholz, Christian	63, 65	Demaria, Sandra	30
Andersch, Lena	26	Buchholz, Veit	81, 83, 89	De Maria, Ruggero	20, 22, 32
Andrä, Immanuel	31, 81	Bürger, Iris	13	De Reu, Hans	52, 54
Anel, Alberto	82	Busch, Dirk H.	04, 11, 21, 24, 31, 43, 87, 89	Derigs, Patrick	10
Anguille, Sébastien	52			De Roia, Alice	46
Aparicio, Cristina	49			Deshet Unger, Naamit	33
Arber, Caroline	02	Busch, Theresa	81	De Smedt, Stefaan C.	61, 68
Armstrong, Scott A.	06	Campillo-Davo, Diana	25, 47, 52, 54	De Vos, Winnok	61
Arndt, Claudia	27, 50			De Waele, Jorrit	25
Ashby, Julian	14	Campos-Silva, Carmen	05	Dillon, Ian	80
Auf Der Maur, Priska	42	Camviel, Nicolas	02	Di Muzio, Nadia	30
Avivi, Irit	33	Candelli, Andrea	14	D'Ippolito, Elvira	04, 11, 21, 31, 43, 87
Bachmann, Michael	27, 50	Cappellari, Marianna	22		64
Bandura, Stefanie	59	Carmi, Yaron	93		14
Baranov, Olga	24	Casares, Noelia	35, 38	Dobersberger, Markus	12, 15
Bar-Ephraim, Yotam	14, 31	Casirati, Gabriele	06	Dong, Shan Hua	80
Baroni, Simone	30	Castellano, Eva	03	Dose, Christian	76
Barton, Jack	87	Castellanos-Rueda, Rocio	64	Dotan, Iris	09, 60
Barzel, Adi	09, 60	Casucci, Monica	04	Dotan, Shahar	93
Basso, Veronica	30	Cathomen, Toni	13	Dötsch, Sarah	04, 11, 87
Bayik, Defne	39	Catucci, Marco	30	Draper, Aleksandra	74
Belver, Marina	49	Charitidis, Filippos T.	65	Dreger, Peter	10
Benmebarek, Mohamed-Reda	70	Childs, Liam	65	Duenkel, Anna	92
Benz, Joerg	70	Chong, Kok Shyong	80	Dunnebach, Ester	66
Berdecka, Dominika	61, 68	Cinella, Vincenzo	06	Dutoit, Valérie	08
Bergmann, Ralf	27, 50	Clares-Villa, Laura	36	Echeveste, José	38
Beringer, D.X.	67	Clarke, Colin	65	Edes, Inan	57
Berndt, Nicole	27, 50	Conde, Enrique	35	Eggert, Angelika	26
Berneman, Zvi N.	52, 54	Cools, Nathalie	54	Einsele, Hermann	01
Bieberich, Florian	28	Coratella, Erica	32	Elizalde, Edurne	35
Biedermann, Stefanie	76	Córdoba, Laura	03	Encinas, Jessica	03
Biffoni, Mauro	22	Cornel, Annelisa M.	66	Engleitner, Thomas	24
Blache, Ulrich	92	Cosentino, Andrea	06	Enríquez, Lucía	49
Blaudszun, André-René	92	Coukos, George	18	Escudero, Adela	05
Boe, Alessandra	22	Cozzarini, Cesare	30		
Boga, Eren	31	Cribioli, Elisabetta	18		

Author	Board No.	Author	Board No.	Author	Board No.
Espejo, Francisco	49	Griffiths, Gillian	42	Kierkels, G.J.J.	67
Essl, Mike	13	Grunewald, Laura	34	Kirchhammer, Nicole	42
Esteso, Gloria	05	Guidi, Francesco	20, 22	Kitte, Reni	69
Evaristo, César	13	Gutkin, Anna	29	Klaus, Anika	26
Farhat Younis, Leen	16	Haas, Tobias L.	20, 22, 32	Klein, Christian	70
Feldmann, Anja	27, 50	Hadjati, Jamshid	17	Kobbe, Guido	10
Fernandez, Adrian	05, 36	Hamed, Noomen	31	Kobold, Sebastian	70
Fernández, Lucía	05, 36	Hammel, Monika	21, 31, 89	Köhl, Ulrike	01, 69, 92
Fernandez Rodriguez, Laura	42	Hana Bar-Lev, Tali	33	Kolb, Saskia	71
Ferreras, Cristinta	05, 36	Harbottle, Richard	46	Kornkov, Dmitriy	55
Fiorino, Claudio	30	Harizaj, Aranit	61, 68	Koristka, Stefanie	50
Flieswasser, Tal	25	Hartmann, Jessica	17	Kornau, Hans-Christian	57
Flossdorf, Michael	81	Hegedús, Nikolett	27	Kosti, Paris	18
Flumens, Donovan	47	Hernandez, Danny	80	Kotter, Bettina	44
Fong, Erica	14	Hernández-López, Patricia	67	Kovács, Noémi	27
Formenti, Silvia	30	Hervas-Stubbs, Sandra	35	Kovács, Tibor	27
Fraire, Juan	68	Hervás-Stubbs, Sandra	38	Krackhardt, Angela	24
Frank, Annika M.	63	Herzig, Petra	42	Kramer, L.	67
Franz, Paul	92	Hess, Christoph	42	Kretschmer, Lorenz	81, 83
Fräßle, Simon	11	Hierlemann, Andreas	64	Krey, Karsten	58
Freimoser-Grundschober, Anne	70	Hinneken, Charlotte M.H.	68	Kruglova, Natalia	55
Freschi, Massimo	30	Hochholzer, Anna	31	Kuball, J.H.E.	67
Fricke, Stephan	69, 92	Hoen, Ninja	74	Künkele, Annette	26, 34
Friedmann-Morvinski, Dinorah	29, 39	Hoffmann, Henrike	56	Kunz, Alexander	10
Frijlink, Elselien	67	Holt Hereng, Tuva	80	Lange, Kathrin	76
Füchsl, Franziska	24	Holzer, Tatjana	13, 76	Lanitis, Evripidis	18
García-Ortiz, Almudena	03	Hornmeyer, Marie Alice	57, 59	Lanza, Paola	20
García-Sancho, Javier	49	Hommel, Mirja	35	Lardon, Filip	25
García-Silva, Susana	36	Honold, Beate	04	Lasarte, Juan José	35, 38
Gazit, Roi	41	Horn, Galit	33	Lasarte-Cía, Aritz	38
Gehrcken, Laura	25	Horovitz-Fried, Miriam	09	Lathia, Justin	39
Genovese, Pietro	06	Hudecek, Michael	01, 74, 75	Lau, Ho Wa	25
Gerhard, Markus	21, 43	Hutmacher, Dietmar W.	87	Läubli, Heinz	42, 45
Germann, Markus	42	Ibáñez Navarro, Marta	05, 36	Laurent, Elisabeth	15, 88
Gfeller, David	02	Irving, Melita	18	Lawler, Brendan	72
Gilham, David E.	37	Iserentant, Hannes	37	Le Calve, Benjamin	37
Giraldo, David	82	Iyer, Vaishnavi S.	53	Lee, Dean	03
Giudiceandrea, Chiara	22, 32	Jacobs, Julie	25	Lehner, Manfred	12, 15, 19, 78, 88, 91
Globerson Levin, Anat	33	Jamali, Arezoo A.	17	Leivas, Alejandra	03, 05, 49
Goemaere, Ilia	68	Janssens, Ibo	47, 54	Lelievre, Noémie	59
Goetgeluk, Glenn	61	Janz, Eva	76	Levin, Maya	33
González-Vallinas, Margarita	49	Jarosch, Sebastian	21, 24, 83, 89	Lim, Steven	80
Gorraiz, Marta	38	Jost, Christian	70	Lion, Eva	47, 52
Graml, Franziska	04, 31	Kaiser, Andrew	44	Liu, Yi	07
Granica, Monika	90	Kang, Eugene	80	Lo Presti, Vania	66
Grass, Vincent	21	Kapetanovic, Edo	64	Loskill, Peter	01
Grassmann, Simon	89	Kazeroonian, Atefeh	31	Lötscher, Jonas	42
Green, Edward	46	Khanna, Nina	64	Loureiro, Liliana	27, 50
Green, James	80				
Greenspan, Yariv	41				

Author	Board No.	Author	Board No.	Author	Board No.
Lozano, Teresa	38	Mulder, Imke E.	75	Porgador, Angel	41
Lu, Biao	72, 73	Müller, Thomas R.	89	Powell Jr., Daniel J.	03, 49
Lucchisani, Sara	20	Müller-Tidow, Carsten	10	Prasad, Mukul	40
Luu, Maik	74, 75	Münch, Sandra	56	Prosper, Felipe	38
Luyckx, Kirsten	47	Müschen, Jule S.	71	Protzer, Ulrike	58
Madjd Jabbari, Zahra	17	Myburgh, Renier	70	Prüss, Harald	57, 59
Majchrzak-Kuligowska, Kinga	90	Nahmad, Alessio D.	09, 60	Quadflieg, Melissa	51
Mancheño, Uxua	35	Nataf, Daniel	60	Rad, Roland	24
Manlik, Wenzel	04	Natoli, Marina	42	Rambaldi, Alessandro	06
Marchiò, C.	22	Naval, Javier	82	Rapelius, Svenja	83
Marinari, Eliana	08	Navarro, Alfonso	05	Rasoulouniriana, Diana	93
Marino, Ilaria	20	Navarro, Flor	38	Rasmussen, Jenny M.	80
Maroto, Elena	03	Negre, Helene	74	Reddy, Sai	28, 64
Martínez Bedoya, Darel	08	Nerreyer, Thomas	75	Reiche, Kristin	01
Martínez-López, Joaquín	03, 05, 49	Nguyen, Oanh T..P.	64	Reichenbach, Patrick	18
Martín-Otal, Celia	38	Niemöller, Michaela	76	Reijmers, Rogier	14
Masarwy, Razan	84	Nierkens, Stefan	66	Reina-Ortiz, Chantal	82
Mashreghi, Mir-Farzin	56, 79	Nilssen, Nicolay R.	80	Reincke, S. Momsen	57, 59
Maslennikova, Alexandra	55	Nitsche, Marcus	51	Reinke, Petra	56, 79
Mastandrea, Ignacio	39	Noster, Rebecca	56	Reuveni, Inbal	09
Mateyka, Laura M.	21	Nyheim, Hilde	80	Rheindorf, Daniela	13
Máthé, Domokos	27	Obinger, Christian	15, 88	Ricci-Vitiani, Lucia	22
Maxit, Orlane	08	Oostvogels, Rimke	67	Richter, Anne	13, 76
Mazurov, Dmitriy	55	Ortiz, Alejandra	05	Riddell, Stanley	04, 11
Meås, Hany Z.	80	Ou, Kristy	79	Rider, Peleg	93
Meisel, Andreas	59	Paglialunga, Martina	20	Riester, Zeno	75
Meijas-Luque, Raquel	43	Palianina, Darya	64	Río, Paula	03
Melero, Ignacio	35	Pardo, Julian	35	Rodriguez, Carlos	05
Mendonca, Samir	62	Pasquini, Luca	22	Rodriguez, M. Luis	35
Merlin, Céline	25	Patankar, Yash	14	Rodriguez-Madoz, Juan Roberto	38
Mevatne, Sebastian	80	Pauwels, Patrick	25	Roex, Gils	25, 52
Miglorini, Denis	08	Peer, Dan	29	Roig-Merino, Alicia	46
Milleck, Julia	13	Peeters, Marc	25	Romania, P.	22
Mirones, Isabel	05	Peinado, Héctor	36	Ronet, Catherine	18
Mirzaei, Hamid Reza	17	Pelz, Andreas	59	Rösch, Saskia	23, 76
Miskey, Csaba	65	Pérez-Martínez, Antonio	05, 36	Rössig, Claudia	50
Missing, Desiré	76	Petcu, Diana	66	Rota, Giorgia	18
Mitwasi, Nicola	50	Peter, Lena	56, 79	Russo-Noori, Liat	29
Mockel-Tenbrinck, Nadine	13	Petrucci, Eleonora	22		12, 15, 19, 78, 88, 91
Moessner, Ekkehard	70	Pfeifer, Rita	51	Salzer, Benjamin	49
Mohamed, Bentires-Alj	42	Phan, Anh Tuan	53	Sánchez, Ana	82
Mohr, Fabian	87	Pichlmair, Andreas	21	Sancho-Camón, Nuria	82
Möker, Nina	51	Picht, Samira	79	Sanges, Carmen	74
Momjian, Shahan	08	Pilozzi, E.	22	San Miguel, Jesús	38
Mondino, Anna	30	Pingwara, Rafat	90	Sarkar, Irene	14
Moosmann, Carolin	31	Pilpel, Noam	93	Sarrion, Patricia	38
Mucci, Adele	06	Pitzka, Christina	13	Schäfer, Daniel	23
Mues, Marsilius	13, 76	Platten, Michael	46	Schaffner, Irene	12
Mühlbauer, Anton	83	Polánsky-Biskup, Julia	79	Schaser, Thomas	44
		Ponterio, Eleonora	20, 22, 32	Scheper, W.	67

Author	Board No.	Author	Board No.	Author	Board No.
Lozano, Teresa	38	Mulder, Imke E.	75	Porgador, Angel	41
Lu, Biao	72, 73	Müller, Thomas R.	89	Powell Jr., Daniel J.	03, 49
Lucchisani, Sara	20	Müller-Tidow, Carsten	10	Prasad, Mukul	40
Luu, Maik	74, 75	Münch, Sandra	56	Prosper, Felipe	38
Luyckx, Kirsten	47	Müschen, Jule S.	71	Protzer, Ulrike	58
Madjd Jabbari, Zahra	17	Myburgh, Renier	70	Prüss, Harald	57, 59
Majchrzak-Kuligowska, Kinga	90	Nahmad, Alessio D.	09, 60	Quadflieg, Melissa	51
Mancheño, Uxua	35	Nataf, Daniel	60	Rad, Roland	24
Manlik, Wenzel	04	Natoli, Marina	42	Rambaldi, Alessandro	06
Marchiò, C.	22	Naval, Javier	82	Rapelius, Svenja	83
Marinari, Eliana	08	Navarro, Alfonso	05	Rasoulouniriana, Diana	93
Marino, Ilaria	20	Navarro, Flor	38	Rasmussen, Jenny M.	80
Maroto, Elena	03	Negre, Helene	74	Reddy, Sai	28, 64
Martínez Bedoya, Darel	08	Nerreuter, Thomas	75	Reiche, Kristin	01
Martínez-López, Joaquín	03, 05, 49	Nguyen, Oanh T..P.	64	Reichenbach, Patrick	18
Martín-Otal, Celia	38	Niemöller, Michaela	76	Reijmers, Rogier	14
Masarwy, Razan	84	Nierkens, Stefan	66	Reina-Ortiz, Chantal	82
Mashreghi, Mir-Farzin	56, 79	Nilssen, Nicolay R.	80	Reincke, S. Momsen	57, 59
Maslennikova, Alexandra	55	Nitsche, Marcus	51	Reinke, Petra	56, 79
Mastandrea, Ignacio	39	Noster, Rebecca	56	Reuveni, Inbal	09
Mateyka, Laura M.	21	Nyheim, Hilde	80	Rheindorf, Daniela	13
Máthé, Domokos	27	Obinger, Christian	15, 88	Ricci-Vitiani, Lucia	22
Maxit, Orlane	08	Oostvogels, Rimke	67	Richter, Anne	13, 76
Mazurov, Dmitriy	55	Ortiz, Alejandra	05	Riddell, Stanley	04, 11
Meås, Hany Z.	80	Ou, Kristy	79	Rider, Peleg	93
Meisel, Andreas	59	Paglialunga, Martina	20	Riester, Zeno	75
Mejias-Luque, Raquel	43	Palanina, Darya	64	Río, Paula	03
Melero, Ignacio	35	Pardo, Julian	35	Rodriguez, Carlos	05
Mendonca, Samir	62	Pasquini, Luca	22	Rodriguez, M. Luis	35
Merlin, Céline	25	Patankar, Yash	14	Rodriguez-Madoz, Juan Roberto	38
Mevatne, Sebastian	80	Pauwels, Patrick	25	Roex, Gils	25, 52
Miglorini, Denis	08	Peer, Dan	29	Roig-Merino, Alicia	46
Milleck, Julia	13	Peeters, Marc	25	Romania, P.	22
Mirones, Isabel	05	Peinado, Héctor	36	Ronet, Catherine	18
Mirzaei, Hamid Reza	17	Pelz, Andreas	59	Rösch, Saskia	23, 76
Miskey, Csaba	65	Pérez-Martínez, Antonio	05, 36	Rössig, Claudia	50
Missing, Desiré	76	Petcu, Diana	66	Rota, Giorgia	18
Mitwasi, Nicola	50	Peter, Lena	56, 79	Russo-Noori, Liat	29
Mockel-Tenbrinck, Nadine	13	Petrucci, Eleonora	22		12, 15, 19, 78, 88, 91
Moessner, Ekkehard	70	Pfeifer, Rita	51	Salzer, Benjamin	49
Mohamed, Bentires-Alj	42	Phan, Anh Tuan	53	Sánchez, Ana	82
Mohr, Fabian	87	Pichlmair, Andreas	21	Sancho-Camón, Nuria	74
Möker, Nina	51	Picht, Samira	79	Sanges, Carmen	38
Momjian, Shahan	08	Pilozzi, E.	22	San Miguel, Jesús	14
Mondino, Anna	30	Pingwara, Rafat	90	Sarkar, Irene	38
Moosmann, Carolin	31	Pilpel, Noam	93	Sarrion, Patricia	23
Mucci, Adele	06	Pitzka, Christina	46	Schäfer, Daniel	12
Mues, Marsilius	13, 76	Platten, Michael	79	Schaser, Thomas	67
Mühlbauer, Anton	83	Polánsky-Biskup, Julia	20, 22, 32	Scheper, W.	
		Ponterio, Eleonora			

Author	Board No.	Author	Board No.	Author	Board No.
Scheu, Sebastian	31	Svec, Mortimer	11	Wels, Winfried S.	50
Schlatter, Fabrice S.	64	Sylvander, Elise	12, 15	Wendering, Désirée J.	56, 79
Schlickeiser, Stephan	56, 79	Szöllösi, Dávid	27	Wens, Inez	54
Schmid, Dominic	42	Szopa, Iwona M.	90	Werchau, Niels	44
Schmidl, Christian	71	Tarab, Dana	29	Wermeling, Fredrik	53
Schmidt, Georg P.	04, 87	Teppert, Karin A.M.	44	Wessels, Uwe	70
Schmiedel, Dominik	92	Teufl, Magdalena	15, 91	Wettengel, Jochen	58
Schmitt, Anita	10	Thalheimer, Frederic B.	65	Wilbur, Autumn	80
Schmitt, Michael	10	Thommen, Daniela S.	42	Winkels, Monika	76
Schmitz, Dietmar	57	Thompson, Roy	80	Winkler, Annika	26
Schmueck-Henneresse, Michael	56, 79	Tonn, Torsten	50	Winterhalter, Pascal	87
Schober, Kilian	04, 48, 89	Toska, Albulena	81	Wisskirchen, Karin	58
Shpilt, Hana	93	Traxlmayr, Michael W.	12, 15, 19, 78, 88, 91	Wolf, Benita	02
Schreiber, Sophia	58	Trebo, Manuel	04	Xiong, Ranhua	61
Schrøder, Ida C.	80	Trefny, Marcel P.	42	Yagüe, Patricia	05
Schubert, Fabian	91	Tretbar, Sandy	69, 92	Yu, Zhong	14
Schubert, Maria-Luisa	10	Triebert, Ann-Kristin	31	Zagagi Yohay, Einav	33
Schuetz, Julius M.	04, 87	Uckert, Wolfgang	67	Zajc, Charlotte U.	12, 15, 19, 78, 88, 91
Schulenberg, Sarah	56, 79	Ulrich, Evelyn	17, 51	Zarrinrad, Ghazaleh	56, 79
Schüller, Christina	19, 78	Umana, Pablo	70	Zehn, Dietmar	81, 83
Schumann, Kathrin	71	Untch, Johannes	24	Zeng, Qun	40
Schwarz, Herbert J.	40	Uranga-Murillo, Iratxe	35	Zhang, Congcong	51
Schwiebert, Silke	26	Valeri, Antonio	03, 49	Zhang, Jiayi	72
Sebestyén, Z.	67	Valés, Mar	05	Zhu, Jimmy	80
Seigner, Jacqueline	15, 88	Valvo, Cecilia	22, 32	Zingg, Andreas	45
Sereni, Lucia	06	Van Audenaerde, Jonas	25	Zoete, Vincent	02, 18
Serna Pérez, Julia	49	Vandekerckhove, Bart	61, 68		
Serrano, Diego	38	Van Den Bos, Jasper	54		
Sette, Giovanni	22, 32	Van Den Eynde, Astrid	25		
Sewald, Katherina	01	Van Der Meer, Andries	01		
Sharabi, Omri	41	Van Dierselhuis, Miranda	66		
Sher, Divsha	39	Van Diest, Eline	67		
Sheth, Sapna	74	Van Dooremalen, Sanne F.J.	67		
Sia, Ming Tiong	80	Vazquez-Lombardi, Rodrigo	28		
Siewert, Christiane	76	Vebo, Heidi	80		
Singletery, Will	14	Vela, Maria	05		
Smits, Evelien	25	Vercher, Enric	35		
Soh, Woon Liang Terence	80	Visekruna, Alexander	75		
Sonntag, Rachel	43	Volk, Hans-Dieter	56, 79		
Spill, Aodrenn	18	Von Wardenburg, Niels	57, 59		
Spinelli, Antonello	30	Wagers, Scott	74		
Stanczak, Michal	42	Wagner, Dimitrios L.	56, 79		
Steklov, Mikhail	37	Wagner, Karolin I.	21, 31, 43, 89		
Stengl, Andreas	04	Waks, Tova	33		
Stiem, Laura	76	Wang, Xueting	13		
Stinchcombe, Jane	42	Wanisch, Andreas	04		
Straetemans, T.	67	Warmuth, Linda	04, 87		
Straub, Adrian	89	Weber, Simone	21		
Striese, Franziska	27				
Stubenrauch, Kay	70				



RECOGNITION, ACKNOWLEDGEMENTS & INDUSTRY SUPPORT

INTERNATIONAL
CONFERENCE ON
LYMPHOCYTE
ENGINEERING

RECOGNITION, ACKNOWLEDGEMENTS & INDUSTRY SUPPORT

ICLE 2022 would like to thank and acknowledge the following for their generous support of the conference:

PLATINUM SPONSORS



GOLD SPONSORS



SILVER SPONSORS



PROGRAM SUPPORTERS



EXHIBITORS


















LOCAL PARTNER



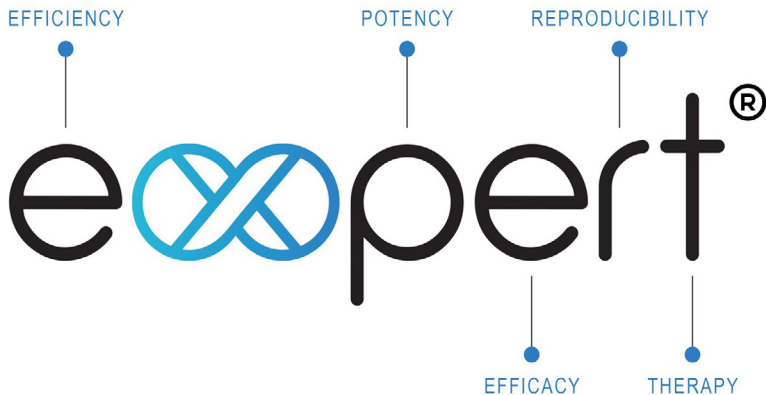
EXHIBITION MAP



EXHIBITOR LIST

Logo	Exhibitor	Booth №
	SCALE READY	01
	IMMUDEX	01A
	FUJIFILM IRVINE SCIENTIFIC (FISI)	02
	VECTOR BUILDER	03
	CELLGENIX Now part of Sartorius	04
	LUMICKS	05
	MILTENYI BIOTEC	06
	MAXCYTE	07
	AGILENT Trusted Answers	09
	THERMO FISHER The world leader in serving science	10
	PEPPERPRINT A NEW DIVERSITY	11
	BRISTOL MYERS SQUIBB	12
	STEMCELL	13
	EVORION BIOTECHNOLOGIES	14
	ISOPLEXIS	15

Meet



The leading
clinically validated
electroporation platform for
complex cellular engineering

Taking Therapies from
Concept to the Clinic

SPONSOR AND EXHIBITOR PROFILES

AGILENT TECHNOLOGIES SALES & SERVICES GMBH & CO.KG

Hewlett-Packard-Str. 8
Waldbronn
76337
Germany
Booth #: 09

<https://www.agilent.com>



Agilent is a leader in life sciences, diagnostics and applied chemical markets. The company provides laboratories worldwide with instruments, services, consumables, applications and expertise, enabling customers to gain the insights they seek.

BIONTECH SE

An der Goldgrube 12
Mainz
55131
Germany
<https://biontech.de/>

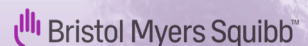


Biopharmaceutical New Technologies (BioNTech) is a next generation immunotherapy company pioneering novel therapies for cancer and other serious diseases. The Company exploits a wide array of computational discovery and therapeutic drug platforms for the rapid development of novel biopharmaceuticals. Its broad portfolio of oncology product candidates includes individualized and off-the-shelf mRNA-based therapies, innovative chimeric antigen receptor T cells, bi-specific checkpoint immuno-modulators, targeted cancer antibodies and small molecules. Based on its deep expertise in mRNA vaccine development and in-house manufacturing capabilities, BioNTech and its collaborators (including Genmab, Sanofi, Bayer Animal Health, Genentech, a member of the Roche Group, Regeneron, Genevant, Fosun Pharma and Pfizer) are developing multiple product candidates for a range of infectious diseases alongside its diverse oncology pipeline.

BRISTOL-MYERS SQUIBB GMBH & CO. KGAA

Arnulfstraße 29
München
80636
Germany
Booth #: 12

<https://www.bms.com/de>



About Bristol Myers Squibb Bristol Myers Squibb is a global biopharmaceutical company whose mission is to discover, develop and deliver innovative medicines that help patients prevail over serious diseases in areas including oncology, hematology, immunology, cardiovascular, fibrosis and neuroscience. For more information about Bristol Myers Squibb, visit us at [bms.com/de](https://www.bms.com/de) or follow us on Twitter and LinkedIn.

EVORION BIOTECHNOLOGIES GMBH

Mendelstr. 17
Münster
48149
Germany
Booth #: 14

<https://evorion.de/>



evorion biotechnologies has developed the unique and proprietary CellCity System that enables multi-modal analysis of thousands of dynamic cell-cell interactions in a 3D microenvironment at single-cell resolution. Our functional phenomics platform empowers researchers for the first time to connect every cell's functional phenotype with underlying genomic and transcriptional make-up. evorion's technology and services are designed to comprehensively analyze complex biological systems over time and space to gain novel single-cell mechanistic insights in the field of cell-based therapies and immuno-oncology. Partnering with academia and industry, we enable research breakthroughs today that will translate to therapies of tomorrow.

FUJIFILM IRVINE SCIENTIFIC

1830 E. Warner Ave
Santa Ana
92705
USA
Booth #: 02

<https://www.irvinesci.com/cell-gene-therapy>



FUJIFILM Irvine Scientific supports cell and gene therapy manufacturers with over 50 years of cell culture media expertise. Our media and support advances the development of processes and workflows, to help users obtain optimal performance and safety of their manufactured cells. By providing workflow solutions and first-to-market products, including chemically defined medium for expansion of T-cells and NK cells, we offer users complete solutions for basic, translational, and clinical research, as well as commercial applications.

IMMUDEX

Bredevej 2A
Virum
2830
Denmark
Booth #: 01A

<https://www.immudex.com/>



Based in Denmark, Immudex manufactures MHC Dextramer® reagents. MHC Dextramer® products are utilized for the quantification and sorting of antigen-specific T cells in life science research, in vitro diagnostics, as well as the development of immunotherapeutics and vaccines. Under an agreement with the US Cancer Immunotherapy Consortium (CIC) and the European Cancer Immunotherapy Consortium (CIMI), Immudex also provides MHC Multimer and Elispot proficiency panel services worldwide. The CE-marked and FDA 510(k) cleared Dextramer® CMV Kit is utilized for the identification and enumeration of cytomegalovirus (CMV)-specific CD8+ T cells for in vitro diagnostic use. To learn more about Dextramer® reagents visit www.immudex.com.

ISOPLEXIS

35 NE Industrial Rd, Branford,
Brandford
CT 06405
USA
Booth #: 15

<https://isoplexis.com/>



IsoPlexis is a life science technology company building solutions to accelerate the development of curative medicines and personalized therapeutics. Our award-winning single-cell proteomics systems reveal unique biological activity in small subsets of cells, allowing researchers to connect more directly to in vivo biology and develop more precise and personalized therapies. Our integrated systems, named top innovation or design by the Scientist Magazine, Fierce, BIG Innovation and Red Dot are used globally to advance the field of single-cell biology into new 'omic possibilities, as our customers generate solutions to overcome the challenges of complex diseases and therapeutics. Our products have been adopted by researchers around the world, including the top 15 global pharmaceutical companies and by 60% of comprehensive cancer centers.

LUMICKS

Pilotenstraat 41
Amsterdam
1059 CH
The Netherlands
Booth #: 05

<https://lumicks.com/>

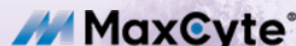


LUMICKS is the leading supplier of dynamic single-molecule and cell avidity analysis instruments. Our instruments allow researchers – for the first time – to build the crucial and as yet unfinished bridge between structure and function at both a molecular and a cellular level. This is achieved by applying and measuring forces around biological interactions, enabling the detailed real-time analysis of underlying biological mechanisms. Our goal is to advance science and improve human health by providing tools that unlock the measurement of forces and interactions in biology to provide unparalleled insight into the fundamental cause of disease and the potential for drug optimization. These technologies are rapidly evolving as a mainstream approach in academic and pharma research for the study.

MAXCYTE

22 Firstfield Road
Gaithersburg
20878
USA
Booth #: 07

<https://maxcyte.com/>



MaxCyte® is a leading provider of cell-engineering platform technologies and is responsible for helping to bring next-generation cell-based therapies to life. The Company's technology is employed by leading drug developers worldwide, including 20 of the top 25 global biopharmaceutical companies. Our Flow Electroporation® technology and next-generation ExPERT™ platform enable our partners to accelerate, streamline, and improve the drug development process from the early stages of research to commercialization. Founded in 1998, MaxCyte is headquartered in Gaithersburg, Maryland, U.S.

MILTENYI BIOTEC

Friedrich-Ebert-Strasse 68
Bergisch Gladbach
51249
Germany
Booth #: 06

<https://www.miltenyibiotec.com>



Miltenyi Biotec

Miltenyi Biotec is a global provider of products and services that empower biomedical discovery and advance cellular therapy. Our innovative tools support research at every level, from basic research to translational research to clinical application. Used by scientists and clinicians around the world, our technologies enable solutions for cellular research, cell therapy, and cell manufacturing. Our more than 30 years of expertise spans research areas including immunology, stem cell biology, neuroscience, and cancer. Today, Miltenyi Biotec has more than 3,500 employees in 28 countries – all dedicated to helping researchers and clinicians make a greater impact on science and health.

NOVARTIS

Forum 1, Novartis Campus
Basel
CH-4056
Switzerland

<https://www.novartis.com/>



Novartis is reimagining medicine to improve and extend people's lives. As a leading global medicines company, we use innovative science and digital technologies to create transformative treatments in areas of great medical need. In our quest to find new medicines, we consistently rank among the world's top companies investing in research and development. Novartis products reach nearly 800 million people globally and we are finding innovative ways to expand access to our latest treatments. About 109,000 people of more than 140 nationalities work at Novartis around the world. Find out more at <https://www.novartis.com>.

PEPPERPRINT GMBH

Rischerstr. 12
Heidelberg
69123
Germany
Booth #: 11

<https://www.pepperprint.com>



PEPperPRINT provides high-density peptide microarrays and related services for antibody epitope mapping and profiling of immune responses linked to cancer, infection or autoimmune diseases on pre-designed or custom microarrays. Profile antibody responses against the most important wild type AAV capsid proteins with the PEPperCHIP® Pan-AAV Capsid Protein Microarray. The chip contains the sequences of 15 different capsid proteins converted into more than 5,000 overlapping peptides for high-resolution epitope data. The PEPperCHIP® Pan-AAV Capsid Protein Microarray can be used to analyze patient and animal sera as well as research and diagnostic anti-AAV antibodies on the epitope level.®

SANGAMO THERAPEUTICS

Allée de la Nertière, Les Cardoulines Bat HT1
Valbonne
06560
France

<https://www.sangamo.com/>



Sangamo Therapeutics is a clinical-stage biopharmaceutical company with a robust genomic medicines pipeline. Using ground-breaking science, including our proprietary zinc finger genome engineering technology and manufacturing expertise, Sangamo aims to create new genomic medicines for patients suffering from diseases for which existing treatment options are inadequate or currently don't exist.

SARTORIUS CELLGENIX GMBH

Am Flughafen 16
Freiburg
79108
Germany
Booth #: 04

<https://cellgenix.com/>



Sartorius CellGenix is a leading global supplier of high quality raw materials for the expanding cell and gene therapy market. We develop, manufacture and market preclinical and GMP cytokines along with GMP serum-free media for further manufacturing of ATMPs. Our products are used by academia and industry partners in preclinical development, clinical trials, and commercial manufacturing throughout the world. With +25 years of experience, we are experts in the GMP manufacturing of raw materials for the cell and gene therapy space. By offering expert technical and regulatory support we can help simplify raw material qualification and validation efforts.

SCALEREADY

2100 Old Hwy 8 NW
New Brighton
55112
USA
Booth #: 01

<https://www.scaleready.com/>



ScaleReady is a joint venture between Bio-Techne, Fresenius Kabi, and Wilson Wolf. Bringing together proven tools and technologies for cell culture, cell activation, gene editing, and cell processing, ScaleReady provides leading therapeutic developers with the most simple, scalable, and versatile manufacturing platform in the industry. Our platform includes G-Rex® cell culture technology, the Lovo and Cue cell processing systems, and a wide range of GMP proteins, reagents, media, and gene editing technologies.

STEMCELL TECHNOLOGIES

Building 7100, Cambridge Research Park, Beach Drive, Waterbeach
Cambridge
CB25 9TL
UK
Booth #: 13



<http://www.stemcell.com>

Driven by science and a passion for quality, STEMCELL Technologies supports immunology and cell therapy researchers globally with cell isolation products, specialized cell culture media, primary cells, and supporting reagents. Generate engineered lymphocytes with tools to support every step of your workflow. Start your experiments with confidence with our ethically sourced primary cells. Our fast and easy-to-use EasySep™ platform can be used to isolate untouched, highly purified and functional immune cells that can then be cultured, activated, and expanded—reproducibly, in serum-free conditions—with ImmunoCult™ cell culture reagents. You can also generate the NK cells, T cells, or monocytes you need directly from human pluripotent stem cells by using our STEMdiff™ immune kits. Visit us at booth #13 to learn more!

THERMO FISHER SCIENTIFIC

Ullernchausséen 52
Oslo
0379
Norway
Booth #: 10



The world leader in serving science

<https://www.thermofisher.com/us/en/home.html>

As the world leader in serving science, Thermo Fisher Scientific is uniquely positioned to provide the quality materials, services and support needed to accelerate the pace of advanced therapy development. Our portfolio of trusted and recognized products and services enables us to provide comprehensive solutions to support every step of the advanced cell therapy process – from cell collection through manufacture to clinical site delivery. Through our Thermo Scientific, Applied BioSystems, Invitrogen, Fisher Scientific, Fisher Clinical Services, Unity Lab Services, and Gibco Cell Therapy Systems [CTS] brands, we offer an unmatched combination of innovative technologies, purchasing convenience and comprehensive support.

www.thermofisher.com.

VECTORBUILDER GMBH

Martin-Behaim-Straße 15
Neu-Isenburg
63263
Germany
Booth #: 03



<https://en.vectorbuilder.com/>

VectorBuilder is a rapidly growing biotechnology company that has established itself as a global leader in a range of life sciences products and services, including vector cloning, virus packaging, library construction, stable cell line generation, Covid-19 research reagents, and GMP manufacturing of clinical grade plasmid DNA and viruses. VectorBuilder's revolutionary online vector design platform, VectorBuilder.com, has become highly popular with researchers around the world for its rich functionalities and highly intuitive user interface.

GETTING AROUND IN MUNICH

Holiday Inn Munich – City Center is just a 5-minute walk from Rosenheimer Platz Station and around 15-minute walk from the Old Town. The station operates on the S-Bahn lines S1, S2, S4, S6 and S8, which allows you to reach the main square Marienplatz in 10 minutes. The station is located in Travel Zone M and to reach the city center, a short trip ticket is enough.

NEARBY ATTRACTIONS

While in Munich, there are some attraction and entertainment spots you would not want to miss. Thanks to the central location of the venue hotel, they are easy to reach even on foot.

- Just a 5-minute walk would take you to the **“Deutsches Museum”** – the largest museum of technology in the world. There you can enjoy various exhibitions regarding broad range of subjects such as astronomy, chemistry, physics, oceanography, etc. Address: Museumsinsel 1 80538 Munich, Germany/ Open daily: 09 AM – 05 PM.
- While being at the birthplace of the Oktoberfest, you could visit one of the most authentic beer halls in Germany – **Hofbräuhaus**. Beer is served in 1-liter mugs and local cuisine is fantastic! On some occasions traditional Bavarian music is played. Address: Platzl 9 80331 Munich, Germany/ 1 (1.3 km) mile from the venue hotel/ Open daily: 09 AM – 12 AM.
- In case you wish to get some fresh air and enjoy a nature scenery, the **English garden** is a must-see. It is located in the city center, and it is one of the biggest urban parks in the world. Some highlights during your stroll in the park are the Japanese Teahouse, Kleinhesseloher lake and Schönfeldwiese where you can see surfers riding the wave on an artificial stream. Address: 80538 Munich, Germany/ 1.2 (2 km) miles from the venue hotel / Open daily
- If interested in **shopping**, the main shopping street **Kaufingerstraße** is right next to the famous Rathaus (Town Hall) and can be reached by a 20-minute walk from the venue hotel or by S-Bahn train from Rosenheimer Platz Station to Marienplatz Station.

GETTING TO MUNICH AIRPORT

The S1 and S8 S-Bahn lines connect Munich city center (closest station to venue hotel is Rosenheimer Platz Station) with Terminal 1 and 2 of the airport (approx. time 40 min). Lufthansa Express Bus is also a convenient connection to the airport, running every 20 minutes every day of the year from Munich Central Station. (approx. time 45 min)

TAXI COMPANIES

To book a taxi, you may call one of the companies below.

Taxi-München eG – 0049 89-21 610 / 0049 89-19-410

IsarFunk Taxis – 0049 89-450-540

Taxi Zentrale Freising – 0049 81-613 666



INTERNATIONAL CONFERENCE ON LYMPHOCYTE ENGINEERING

ICLE 2022 BY GEMS



GEMS – the Global Education of Medicine and Science, helps in advancing healthcare and technological fields that are currently developing. The organization supports and collaborates with world experts, to deliver the right content at the right time, by providing the needed resources and formats to deliver high-quality learning experiences.

With a main objective to advance education, GEMS is currently working in the fields of Hospital at Home, Lymphocyte Engineering, Microbiome, Fatty liver, Diabetes, Pain management and more.

Independent Medical Education

GEMS aim is to develop high-quality and effective medical education that will contribute toward improved physician competencies and ultimately improved patient care. GEMS medical education activities are targeting healthcare professionals from different specialties in an international environment with adult learning principles, based on the needs of the target audience, and needs in the field.

The degree of importance attached to relevant medical education globally continues to grow. Many countries are developing regulations, guidelines, etc. to encourage participation in independent medical education activities. This all with the goal of improving clinical practice and outcomes, and ultimately patient outcomes.

Medical education activities developed under GEMS are:

- Meeting identified participant needs
- Are free from bias
- Are developed by independent, qualified, and scientific educators.
- Are of high quality

GEMS invests in topics with value and potential. Join the world's leading minds that collaborate with us and create platforms for future growth and development.

Learn more on <https://gemseducation.org>



SEE YOU IN 2023!

ADVANCING IMMUNO-GENE
THERAPY ACROSS DISEASES

STAY TUNED



LYMPHOCYTE.KENES.COM